



Republic of the Philippines
 DEPARTMENT OF AGRICULTURE
NATIONAL MEAT INSPECTION SERVICE
 Visayas Ave., Diliman, Quezon City
 Telephone Nos: (02)921-4473, 924-7971, 924-7980
 Telefax: 924-7973
 Mobile Number: 09178367009
 URL: <http://www/nmis.gov.ph>
 e-mail: nmis@nmis.gov.ph

WEEKLY INVENTORY OF FROZEN PORK IN ACCREDITED COLD STORAGES

In Metric Tons

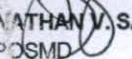
REGIONS	THIS WEEK		LAST WEEK		LAST MONTH		LAST YEAR	
	16-Mar-15		9-Mar-15		9-Feb-15		10-Mar-14	
	Week 11		Week 10					
	Local	Imported	Local	Imported	Local	Imported	Local	Imported
I								
II								
III	68.50	1,975.54	50.11	2,184.80	94.21	8,727.85	27.21	188.54
IV-A	119.78	557.21	781.99	1,911.96	727.51	1,720.18	417.78	77.16
V	-		52.42	36.30	49.02	37.08	33.13	5.11
VI	68.23	0.85	73.14	1.27	83.32	2.52	-	
VII	437.67	303.09	662.08	753.11	6.34	132.08	8.40	89.10
VIII								
IX								
X	144.12	41.12	144.45		204.21	0.48	57.22	-
XI				230.27				
XII								
CARAGA								
SMFI*								
NCR	458.10	4,258.57	75.88	5,966.97	409.20	4,682.54	241.02	7,572.64
Total	1,296.39	7,136.40	1,840.07	11,084.68	1,573.80	15,302.74	784.75	7,932.55
Grand Total	8,432.79		12,924.74		16,876.54		8,717.31	


Note:

/[#] - stock inventory in accredited commercial & in-house cold storage (Slaughterhouses, Meat Processing Plants)
 /^o - total of local and imported frozen pork /basic meat (carcass, primal parts & specialty cuts) inventory

Submitted by:

Noted by:


DR. JONATHAN V. SABINIANO
 Head - POSMD
 National Meat Inspection Service


DR. MINDA S. MANANTAN
 Executive Director
 National Meat Inspection Service

DDN/ POSMD



The production of clean, wholesome, healthy and sound meat for food is the concern of everyone.



Republic of the Philippines
DEPARTMENT OF AGRICULTURE
NATIONAL MEAT INSPECTION SERVICE

Visayas Ave., Diliman, Quezon City
Telephone Nos: (02)921-4473, 924-7971, 924-7980
Telefax: 924-7973
Mobile Number: 09178367009
URL: <http://www/nmis.gov.ph>
e-mail: nmis@nmis.gov.ph

WEEKLY INVENTORY OF DRESSED CHICKEN IN COLD STORAGES in METRIC TONS

In Metric Tons


REGIONS	THIS WEEK		LAST WEEK		LAST MONTH		LAST YEAR	
	16-Mar-15 Week 11		9-Mar-15 Week 10		16-Feb-15		10-Mar-15	
	Local	Imported	Local	Imported	Local	Imported	Local	Imported
I	272.77	14.73	384.92	14.63	818.22	17.66	71.12	
II	72.20		30.98				-	
III	724.27	952.01	579.50	1,202.60	947.32	947.32	529.38	
IV-A	3,395.51	942.47	1,313.42	2,774.60	1,886.34	5,300.14	68.35	589.96
IV-B	53.82		22.66		7.29			
V	84.21		276.53	0.38	202.42		-	
VI	336.62		377.71		275.33		204.86	
VII	643.13	87.67	541.17	71.06	285.14	30.05	271.32	
VIII								
IX	58.99		7.55		12.06		100.00	
X	314.69		276.55		265.23		78.39	
XI	44.29		144.70	2.30	70.83		240.00	
XII			3.33		20.08		16.61	
CARAGA					4.52		0.51	
SMFI*								
NCR	6,405.88	3,014.93	5,872.30	3,748.10	6,550.86	3,754.09	6,766.61	2,187.45
Total	12,406.37	5,011.81	9,831.31	7,813.67	11,345.65	10,049.26	8,347.14	2,777.42
Grand Total	17,418.17		17,644.98		21,394.91		11,124.56	

* SMFI chicken inventory included in the regional data


** Fresh chilled & MDIM chicken not included

*** Only from accredited facilities; inventory already in distribution channels not included

Submitted by:


DR. JONATHAN V. SABINIANO
Head - POSMD
National Meat Inspection Service

Noted by:


DR. MINDA S. MANANTAN
Executive Director
National Meat Inspection Service



DDN/POSMD

The production of clean, wholesome, healthy and sound meat for food is the concern of everyone.

68,227.20	3,102	60,365.71	40	205.00	12.70	988.80	275.20	1,075.74	593.80	ght (in kgs)
-----------	-------	-----------	----	--------	-------	--------	--------	----------	--------	--------------