



Republic of the Philippines  
 DEPARTMENT OF AGRICULTURE  
**NATIONAL MEAT INSPECTION SERVICE**  
 No.4 Visayas Avenue, Brgy. Vasra, Quezon City  
 Telephone No; (02)8924-7980  
 e-mail: [nmis@nmis.gov.ph](mailto:nmis@nmis.gov.ph)  
[www.nmis.gov.ph](http://www.nmis.gov.ph)

NMIS-POSM-F-028  
 Ver. No.01  
 Effectivity Date: 08 Jun 2022

**INVENTORY OF FROZEN PORK<sup>b</sup> IN ACCREDITED COLD STORAGE<sup>a</sup>**

REGIONS	In Metric Tons (MT)							
	THIS WEEK + July 18, 2022		LAST WEEK July 11, 2022		LAST MONTH June 20, 2022		LAST YEAR July 19, 2021	
	Week 29		Week 28					
	Local	Imported	Local	Imported	Local	Imported	Local	Imported
I	0.00	0.51	0.00	2.22	0	27.91	0	0.06
II	0	5.53	0	4.36	0	3.67	0	-
III	185.76	23,712.31	234.37	21,756.37	523.63	17,046.52	294.13	23,738.47
IV-A	154.79	19,578.35	154.79	20,203.99	136.42	18,190.38	987.79	13,038.95
IV-B	0	20.35	0	20.86	0	25.52	0	-
V	0	152.01	0	157.52	0	191.66	0	186.48
VI	14.75	106.84	14.75	107.74	11.24	87.35	15.91	100.82
VII	27.84	6,654.65	27.84	6,960.25	33.93	5,751.50	292.55	10,930.03
VIII	8.05	36.23	8.05	44.73	6.51	36.46	8.61	55.56
IX	0	0.00	0	0.00	0	0	-	5.97
X	0.30	150.66	0.30	228.05	0.3	178.85	20.00	34.51
XI	34.42	1,759.33	15.92	1,293.28	32.06	1,192.21	36.28	-
XII	9.67	0	10.4	0	9.95	0.25	2.44	15.11
CARAGA	0	8.48	0	18.41	0	15.94	-	10.10
NCR	104.46	14,786.23	95.19	13,892.63	97.71	14,055.27	104.25	17,631.08
<b>Total</b>	<b>540.04</b>	<b>66,971.48</b>	<b>561.61</b>	<b>64,690.41</b>	<b>851.75</b>	<b>56,803.49</b>	<b>1,761.96</b>	<b>65,747.14</b>
<b>Grand Total</b>	<b>↑ 67,511.52</b>			<b>65,252.02</b>		<b>57,655.24</b>		<b>67,509.10</b>

Note:

<sup>a</sup> - stock inventory in accredited commercial & in-house cold storage (Slaughterhouses, Meat Processing Plants)

<sup>b</sup> - total of local and imported frozen pork /basic meat (carcass, primal parts & specialty cuts) inventory


+ Data is based on RTOC report submitted every cut off time

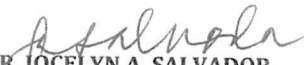
↑ Increase of inventory from the previous week

↓ Decrease of inventory from the previous week

Submitted by:

Noted by:

  
 DR. JANUARY M. NONES  
 CMCO/POSM Head  
 National Meat Inspection Service

  
 DR. JOCELYN A. SALVADOR  
 OIC Executive Director  
 National Meat Inspection Service



Republic of the Philippines  
 DEPARTMENT OF AGRICULTURE  
**NATIONAL MEAT INSPECTION SERVICE**  
 No.4 Visayas Avenue, Brgy. Vasra, Quezon City  
 Telephone No; (02)8924-7980  
 e-mail: [nmis@nmis.gov.ph](mailto:nmis@nmis.gov.ph)  
[www.nmis.gov.ph](http://www.nmis.gov.ph)

NMIS-POSM-F-027  
 Ver. No.01  
 Effectivity Date: 08 Jun 2022

**INVENTORY OF DRESSED CHICKEN\*\* IN COLD STORAGES\*\*\***

In Metric Tonnes (MT)

REGIONS	THIS WEEK +		LAST WEEK		LAST MONTH		LAST YEAR	
	July 18, 2022		July 11, 2022		June 20, 2022		July 19, 2021	
	Week 29		Week 28					
	Local	Imported	Local	Imported	Local	Imported	Local	Imported
I	1,873.25	32.73	1,629.06	40.81	1,531.90	346.68	1,314.34	15.83
II	170.89	4.8	46.3	18.43	88.22	0	136.38	14.83
III	2,123.67	4,918.63	2,017.77	4,077.40	2,455.00	4,070.38	3,563.40	9,235.44
IV-A	1,410.80	8,793.97	1,613.62	9,210.22	1,444.50	7,594.14	3,546.38	7,279.80
IV-B	208.36	94.11	119.54	99.73	74.35	128.05	41.50	195.62
V	168.57	85.61	132.08	74.81	108.66	124.56	416.01	117.10
VI	175.12	118.74	123.64	71.33	43.8	81.48	367.57	107.01
VII	550.37	861.56	506.77	750.58	220.32	693.21	3,448.83	2,374.07
VIII	120.06	10.59	86.57	14.96	102.69	4.72	314.69	7.58
IX	71.72	0.00	31.22	0.00	50.34	0	509.74	21.12
X	81.51	285.3	43.14	346.57	71.62	281.4	1,062.47	113.35
XI	139.87	606.54	97.55	620.97	98.40	163.64	864.14	63.96
XII	122.98	0	129.58	0	87.65	0	752.61	6.00
CARAGA	45.76	5.88	51.69	1.42	47.69	6.04	73.81	12.27
NCR	295.89	4,739.75	301.06	4,739.75	669.21	5,257.01	1,132.13	10,233.16
<b>Sub-Total</b>	<b>7,558.82</b>	<b>20,558.21</b>	<b>6,929.59</b>	<b>20,066.98</b>	<b>7,094.35</b>	<b>18,751.31</b>	<b>17,544.00</b>	<b>29,797.14</b>
<b>Grand Total</b>	<b>↑ 28,117.03</b>			<b>26,996.57</b>		<b>25,845.66</b>		<b>47,341.14</b>

+ Data is based on on the RTOC report submitted every cut-off time

\* No submitted report

\*\* Fresh chilled chicken & MDM are not included


\*\*\* Only from accredited facilities; inventory already in distribution channels are not included


↑ Increase of inventory from the previous week

↓ Decrease of inventory from the previous week

Submitted by:

Noted by:

  
 DR. JANUARY M. NONES  
 CMCQ/POSM Head  
 National Meat Inspection Service

  
 DR. JOCELYN A. SALVADOR  
 OIC Executive Director  
 National Meat Inspection Service