



INVENTORY OF DRESSED CHICKEN IN COLD STORAGE*****

In Metric Tonnes (MT)

REGIONS	THIS WEEK +		LAST WEEK		LAST MONTH		LAST YEAR	
	August 1, 2022		July 25, 2022		July 4, 2022		August 2, 2021	
	Week 31		Week 30					
	Local	Imported	Local	Imported	Local	Imported	Local	Imported
I	2,049.27	58.45	2,183.48	15.10	1,642.43	44.8	1,367.45	23.62
II	136.27	10.08	76.1	5.45	51.13	6.03	51.91	-
III	2,211.00	5,244.19	2,298.08	4,042.26	2,391.81	3,935.04	3,995.04	9,627.89
IV-A	2,645.19	8,477.45	1,314.78	9,181.17	1,279.90	8,755.33	3,363.40	8,181.49
IV-B	300.83	52.73	198.22	70.2	56.03	111.95	46.17	174.32
V	219.98	85.21	159.97	87.57	147.08	94.78	419.45	81.42
VI	74.71	120.39	155.92	120.33	146.99	77.05	552.35	92.48
VII	1,029.06	1,213.56	551.76	937.46	350.19	810.12	3,382.29	2,613.31
VIII	304.43	7.64	150.63	8.69	106.07	57.63	176.97	9.85
IX	91.54	0.00	96.16	0.00	5.52	0	500.52	0.67
X	220.33	485.93	130.12	463.34	82.33	330.28	1,454.28	283.86
XI	519.36	583.88	438.15	291.59	78.85	502.65	1,694.11	273.59
XII	212.5	0	213.86	0	114.11	0	785.67	27.63
CARAGA	50.67	40.51	62.75	11.28	15.25	1.44	77.68	15.01
NCR	355.95	6,191.68	314.24	5,279.00	234.36	5,479.50	1,825.04	8,957.16
Sub-Total	10,421.09	22,571.70	8,344.22	20,513.44	6,702.05	20,206.60	19,652.33	30,362.30
Grand Total	↑ 32,992.79			28,857.66		26,908.65		50,014.63

+ Data is based on the RTOC report submitted every cut-off time

* No submitted report

** Fresh chilled chicken & MDM are not included


*** Only from accredited facilities; inventory already in distribution channels are not included

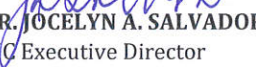
↑ Increase of inventory from the previous week

↓ Decrease of inventory from the previous week

Submitted by:

Noted by:


DR. JANUARY M. NONIS
 CMCO/POSMD Head
 National Meat Inspection Service


DR. JOCELYN A. SALVADOR
 OIC Executive Director
 National Meat Inspection Service





Republic of the Philippines
 DEPARTMENT OF AGRICULTURE
NATIONAL MEAT INSPECTION SERVICE
 No.4 Visayas Avenue, Brgy. Vasra, Quezon City
 Telephone No; (02)8924-7980
 e-mail: nmis@nmis.gov.ph
www.nmis.gov.ph

NMIS-POSM-F-028
 Ver. No.01
 Effectivity Date: 08 Jun 2022

INVENTORY OF FROZEN PORK^b IN ACCREDITED COLD STORAGE^a

REGIONS	In Metric Tons (MT)							
	THIS WEEK + August 1, 2022		LAST WEEK July 25, 2022		LAST MONTH July 4, 2022		LAST YEAR July 26, 2021	
	Week 31		Week 30					
	Local	Imported	Local	Imported	Local	Imported	Local	Imported
I	0.00	35.46	0.00	29.58	0	0.7	0	2.17
II	0	8.09	0	2.81	0	4.11	0	-
III	237.65	27,033.10	245.12	25,955.55	202.65	20,066.29	265.08	25,372.96
IV-A	675.67	21,483.91	162.42	20,858.98	74.10	17,546.12	1,065.10	14,375.42
IV-B	0	30.23	0	19.79	0	21.34	0	-
V	0	319.65	0	151.38	0	160.98	0	189.03
VI	14.28	89.6	19.56	91.03	15.81	111.78	21.26	96.12
VII	74.52	8,723.42	56.12	8,510.90	28.46	6,648.15	262.93	11,795.86
VIII	22.82	49.13	5.25	57.09	2.94	43.81	11.26	70.04
IX	0	0.00	0	0.00	0	0	-	5.26
X	4.19	110.94	0.30	73.09	0	180.51	20.00	135.35
XI	22.92	2,096.91	28.87	1,760.26	15.92	1,278.15	180.15	150.25
XII	0	0	9.27	0	8.56	0	2.68	5.93
CARAGA	1.36	30.86	0	26.1	0	16.06	0.43	18.05
NCR	165.66	15,717.47	120.21	11,238.33	202.88	14,511.09	77.78	18,183.90
Total	1,219.07	75,728.77	647.12	68,774.89	551.32	60,589.09	1,906.67	70,400.34
Grand Total	↑ 76,947.84			69,422.01		61,140.41		72,306.98

Note:

/^a - stock inventory in accredited commercial & in-house cold storage (Slaughterhouses, Meat Processing Plants)


/^b - total of local and imported frozen pork /basic meat (carcass, primal parts & specialty cuts) inventory

+ Data is based on RTOC report submitted every cut off time


↑ Increase of inventory from the previous week

↓ Decrease of inventory from the previous week

Submitted by:


 DR. JANUARY M. NONAS
 CMCO/POSMD Head
 National Meat Inspection Service

Noted by:


 DR. JOCELYN A. SALVADOR
 OIC Executive Director
 National Meat Inspection Service