



Republic of the Philippines
 DEPARTMENT OF AGRICULTURE
NATIONAL MEAT INSPECTION SERVICE
 No.4 Visayas Avenue, Brgy. Vasra, Quezon City
 Tel. No: 8-924-7980
www.nmis.gov.ph | nmis@nmis.gov.ph

INVENTORY OF FROZEN PORK^b IN ACCREDITED COLD STORAGE^a

In Metric Tons (MT)

REGIONS	THIS WEEK +		LAST WEEK		LAST MONTH		LAST YEAR	
	February 13, 2023		February 6, 2023		January 16, 2023		February 14, 2022	
	Week 7		Week 6					
	Local	Imported	Local	Imported	Local	Imported	Local	Imported
I	1.07	361.34	0.74	415.77	0	29.65	-	6.69
II	0.00	9.90	0.00	5.10	0	4.09	-	6.08
III	573.53	16,614.51	634.87	18,548.39	262.00	26,549.42	204.69	19,810.72
IV-A	521.76	26,128.35	479.59	29,478.65	541.00	26,640.54	409.68	15,818.64
IV-B	0.00	0.00	0.00	25.46	0	15.73	-	-
V	0.00	430.26	0.00	478.93	0	318.69	-	-
VI	18.67	107.47	17.35	117.55	9.81	98.15	18.52	91.14
VII	1,572.41	10,302.26	1,041.26	9,519.76	1134.11	9339.94	227.18	4,702.12
VIII	0.00	66.56	4.05	61.52	3.74	42.24	15.94	27.34
IX	0.00	0.00	0.00	0.00	0	0	-	-
X	13.26	823.02	13.84	481.29	0	763.4	-	104.00
XI	24.47	1,410.92	5.48	1,951.26	29.77	2094.1	33.43	774.49
XII	36.63	61.58	125.79	0.00	71.09	0	8.46	0.50
CARAGA	0.00	15.95	0.00	19.02	0	115.83	-	10.79
NCR	214.69	21,657.64	717.65	22,055.76	609.8	23227.84	271.00	14,528.22
Total	2,976.48	77,989.77	3,040.62	83,158.46	2,661.32	89,239.62	1,188.90	55,880.73
Grand Total	↓ 80,966.26			86,199.08		91,900.94		57,069.63

Note:

/a - stock inventory in accredited commercial & in-house cold storage (Slaughterhouses, Meat Processing Plants)

/b - total of local and imported frozen pork /basic meat (carcass, primal parts & specialty cuts) inventory

+ Data is based on RTOC report submitted every cut off time


* No submitted report


↑ Increase of inventory from the previous week

↓ Decrease of inventory from the previous week

Submitted by:

Noted by:


DR. JONATHAN V. SABINIANO, MVM
 Planning Officer V / POSMD Head
 National Meat Inspection Service


DR. CLARITA M. SANGCAL
 Executive Director
 National Meat Inspection Service





INVENTORY OF DRESSED CHICKEN IN COLD STORAGES*****

In Metric Tonnes (MT)

REGIONS	THIS WEEK +		LAST WEEK		LAST MONTH		LAST YEAR	
	February 13, 2023		February 6, 2023		January 16, 2023		February 7, 2022	
	Week 7		Week 6					
	Local	Imported	Local	Imported	Local	Imported	Local	Imported
I	77.06	114.08	159.48	41.82	92.80	74.42	2,454.31	13.21
II	214.34	22.65	111.20	28.04	154.18	8.13	33.77	2.50
III	3,933.96	10,032.39	3,328.70	10,083.88	4,385.48	8,728.86	4,300.33	3,913.19
IV-A	2,029.51	15,475.28	1,787.54	16,444.15	2,422.98	15,241.95	2,449.71	5,212.68
IV-B	113.07	113.97	183.21	0.00	169.19	66.22	38.85	63.41
V	215.53	61.70	206.61	74.70	180.52	41.82	-	-
VI	337.10	56.72	360.33	63.61	384.21	67.37	135.07	51.76
VII	813.55	2,686.78	892.74	3,077.80	1,208.68	2,678.80	1,330.25	409.91
VIII	88.77	9.30	81.09	9.44	112.99	9.01	210.09	3.79
IX	55.31	0.00	63.99	0.00	33.87	0	108.47	-
X	142.70	634.79	187.34	351.69	90.99	586.19	151.56	119.42
XI	1,380.68	493.91	1,390.05	364.06	1,304.16	320.29	503.03	223.72
XII	353.26	3.85	216.46	2.42	418.7	0	96.30	-
CARAGA	93.93	16.32	62.56	7.35	91.32	16.04	83.75	0.01
NCR	471.80	6,747.70	705.10	7,328.95	594.98	6,548.01	841.61	3,236.82
Sub-Total	10,320.57	36,469.44	9,736.40	37,877.92	11,645.05	34,387.11	12,737.10	13,250.42
Grand Total	↓ 46,790.01		47,614.31		46,032.16		25,987.52	

+ Data is based on on the RTOC report submitted every cut-off time

* No submitted report

** Fresh chilled chicken & MDM are not included


*** Only from accredited facilities; inventory already in distribution channels are not included

↑ Increase of inventory from the previous week

↓ Decrease of inventory from the previous week

Submitted by:

Noted by:


DR. JONATHAN V. SABINIANO, MVM
 Planning Officer V / POSMD Head
 National Meat Inspection Service


DR. CLARITA M. SANGCAL
 Executive Director
 National Meat Inspection Service