



**INVENTORY OF FROZEN PORK<sup>b</sup> IN ACCREDITED COLD STORAGE<sup>a</sup>**

In Metric Tons (MT)

REGIONS	THIS WEEK +		LAST WEEK		LAST MONTH		LAST YEAR	
	May 8, 2023		May 1, 2023		April 10, 2023		May 9, 2022	
	Week 19		Week 18		Local	Imported	Local	Imported
I	0.00	0.00	0.00	96.50	0.00	100.28	0.00	0.00
II	0.00	24.92	0.00	10.89	0.00	8.52	0.00	9.03
III	1,660.46	16,437.33	484.68	12,974.06	1,448.89	22,190.09	125.61	16,528.30
IV-A	799.72	22,407.87	592.68	23,726.19	582.72	20,669.39	238.98	14,871.62
IV-B	0.00	10.79	0.00	11.60	0.00	8.84	0.00	19.50
V	0.00	271.02	0.00	277.22	0.00	302.26	0.00	120.07
VI	4.51	88.27	13.00	82.15	12.54	93.24	17.03	75.14
VII	867.34	6,854.94	1,291.83	6,197.18	1,424.59	5,811.53	214.78	3,789.72
VIII	3.78	63.26	12.30	52.65	2.87	59.19	5.70	31.80
IX	0.00	0.00	0.00	0.00	0.00	0.00	0.00	0.00
X*	0.00	0.00	32.25	225.26	13.71	665.46	0.50	99.55
XI	1.18	836.35	136.03	906.99	0.00	883.75	34.53	682.37
XII	4.74	76.85	5.53	94.13	0.00	92.35	14.88	0.00
CARAGA	0.00	2.44	0.00	25.13	0.00	32.78	0.00	26.56
NCR	65.15	15,556.53	56.81	15,566.07	153.60	11,457.70	149.47	10,305.51
<b>Total</b>	<b>3,406.88</b>	<b>62,630.59</b>	<b>2,625.11</b>	<b>60,246.02</b>	<b>3,638.92</b>	<b>62,375.38</b>	<b>801.48</b>	<b>46,559.17</b>
<b>Grand Total</b>	<b>66,037.47</b>		<b>62,871.13</b>		<b>66,014.30</b>		<b>47,360.65</b>	

**Note:**

/a - stock inventory in accredited commercial & in-house cold storage (Slaughterhouses, Meat Processing Plants)

/b - total of local and imported frozen pork /basic meat (carcass, primal parts & specialty cuts) inventory

+ Data is based on RTOC report submitted every cut off time


\* No submitted report


↑ Increase of inventory from the previous week

↓ Decrease of inventory from the previous week

Submitted by:

Noted by:

  
**DR. MIGNON A. UMALI**  
 CMCO/ POSMD Head  
 National Meat Inspection Service

  
**DR. CLARITA M. SANGCAL**  
 Executive Director  
 National Meat Inspection Service



**INVENTORY OF DRESSED CHICKEN\*\* IN COLD STORAGES\*\*\***

In Metric Tonnes (MT)

REGIONS	THIS WEEK +		LAST WEEK		LAST MONTH		LAST YEAR	
	May 8, 2023		May 1, 2023		April 10, 2023		May 9, 2022	
	Week 19		Week 18					
	Local	Imported	Local	Imported	Local	Imported	Local	Imported
I	212.22	60.40	176.69	51.84	55.31	68.76	1,956.57	52.97
II	420.35	13.02	41.92	13.98	0.00	0.08	181.98	18.27
III	8,808.27	10,879.54	12,808.77	8,652.62	7,371.93	9,175.34	2,171.36	3,777.66
IV-A	2,374.35	14,866.07	2,517.94	15,311.36	2,524.76	16,803.84	1,328.19	5,999.44
IV-B	263.88	29.37	269.70	31.14	185.40	27.70	50.55	95.32
V	486.62	40.21	527.37	48.73	456.19	18.03	121.79	99.44
VI	393.57	80.49	651.79	76.72	783.07	60.40	174.55	39.66
VII	1,372.15	1,966.27	1,788.60	1,738.00	613.66	1,465.06	631.04	439.09
VIII	149.24	10.57	142.33	10.72	73.61	5.35	212.67	3.47
IX	96.66	0.00	86.03	0.00	114.91	0.00	55.46	0.00
X*	0.00	0.00	63.83	714.35	58.78	827.97	109.67	9.63
XI	1,615.38	515.87	1,559.21	420.71	1,258.22	375.44	229.06	97.02
XII	615.02	9.97	419.52	10.58	370.73	5.97	6.98	0.00
CARAGA	0.00	9.75	109.85	10.84	95.50	9.73	37.56	0.00
NCR	651.81	11,538.00	744.47	11,243.84	498.48	5,306.28	325.46	4,340.88
<b>Sub-Total</b>	<b>17,459.53</b>	<b>40,019.52</b>	<b>21,908.02</b>	<b>38,335.43</b>	<b>14,460.55</b>	<b>34,149.95</b>	<b>7,592.89</b>	<b>14,972.85</b>
<b>Grand Total</b>	<b>57,479.05</b>		<b>60,243.45</b>		<b>48,610.50</b>		<b>22,565.74</b>	

+ Data is based on on the RTOC report submitted every cut-off time

\* No submitted report


\*\* Fresh chilled chicken & MDM are not included

\*\*\* Only from accredited facilities; inventory already in distribution channels are not included


⬆ Increase of inventory from the previous week

⬇ Decrease of inventory from the previous week

Submitted by:

  
**DR. MIGNON A. UMALI**  
 CMCO/ POSMD Head  
 National Meat Inspection Service

Noted by:

  
**DR. CLARITA M. SANGCAL**  
 Executive Director  
 National Meat Inspection Service