



INVENTORY OF FROZEN PORK^b IN ACCREDITED COLD STORAGE^a

In Metric Tons (MT)

REGIONS	THIS WEEK +		LAST WEEK		LAST MONTH		LAST YEAR	
	January 23, 2023		January 16, 2023		December 26, 2022		January 24, 2022	
	Week 4		Week 3					
	Local	Imported	Local	Imported	Local	Imported	Local	Imported
I	7.81	356.07	0.00	29.65	24.1	447.2	-	5.76
II	0.00	7.42	0.00	4.09	0	9.84	-	5.14
III	651.90	23,273.09	262.79	26,549.42	289.01	27,772.39	245.11	23,392.51
IV-A	498.05	24,219.57	541.00	26,640.54	1,178.91	27,783.13	490.12	20,382.40
IV-B	0.00	15.70	0.00	15.73	0	16.74	-	-
V	0.00	420.43	0.00	318.69	0	294	-	57.86
VI	14.29	107.22	9.81	98.15	13.53	116.48	6.59	129.17
VII	1,046.40	10,068.52	1,134.11	9,339.94	1109.96	7,516.14	14.41	4,171.46
VIII	14.84	56.45	3.74	42.24	2.72	49.63	8.50	51.18
IX	0.00	0.00	0.00	0.00	0	0	-	-
X	12.49	757.58	0.00	763.40	1	812.92	10.02	105.95
XI	0.00	1,911.32	29.77	2,094.10	17.13	2545.51	28.12	668.09
XII	68.10	130.43	71.09	0.00	0	0	10.02	-
CARAGA	0.00	32.12	0.00	115.83	0	89.52	-	17.80
NCR	672.61	23,242.92	609.80	23,227.84	227.67	28,553.25	424.36	17,292.79
Total	2,986.49	84,598.84	2,662.11	89,239.62	2,864.03	96,006.75	1,237.25	66,280.11
Grand Total	↓ 87,585.33		91,901.73		98,870.78		67,517.36	

Note:

/a - stock inventory in accredited commercial & in-house cold storage (Slaughterhouses, Meat Processing Plants)

/ b - total of local and imported frozen pork /basic meat (carcass, primal parts & specialty cuts) inventory

+ Data is based on RTOC report submitted every cut off time


* No submitted report

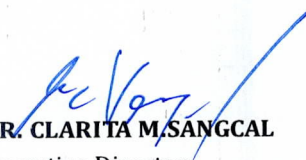
↑ Increase of inventory from the previous week

↓ Decrease of inventory from the previous week

Submitted by:

Noted by:


DR. JONATHAN V. SABINIANO, MVM
 Planning Officer V / POSMD Head
 National Meat Inspection Service


DR. CLARITA M. SANGCAL
 Executive Director
 National Meat Inspection Service



Republic of the Philippines
 DEPARTMENT OF AGRICULTURE
NATIONAL MEAT INSPECTION SERVICE
 No.4 Visayas Avenue, Brgy. Vasra, Quezon City
 Tel. No: 8-924-7980
www.nmis.gov.ph | nmis@nmis.gov.ph

INVENTORY OF DRESSED CHICKEN IN COLD STORAGES*****

In Metric Tonnes (MT)

REGIONS	THIS WEEK +		LAST WEEK		LAST MONTH		LAST YEAR	
	January 23, 2023		January 16, 2023		December 26, 2022		January 24, 2022	
	Week 4		Week 3					
	Local	Imported	Local	Imported	Local	Imported	Local	Imported
I	152.37	66.06	92.80	74.42	189.20	59.23	2,246.54	4.72
II	426.9	10.95	154.18	8.13	102.3	17.78	79.44	5.47
III	4,980.57	6,693.07	4,385.48	8,728.86	4,756.68	8,176.98	4,862.76	5,234.53
IV-A	2,215.59	15,392.94	2,422.98	15,241.95	3,531.28	13,820.96	2,517.31	8,624.77
IV-B	181.54	69.85	169.19	66.22	277.15	86.28	-	-
V	138.82	48.64	180.52	41.82	186.95	46.15	274.88	43.80
VI	348.61	57.41	384.21	67.37	1343.17	38.99	166.83	77.68
VII	855.94	2,218.45	1,208.68	2,678.80	1,144.04	1,057.56	301.77	170.28
VIII	143.87	8.90	112.99	9.01	135.16	9.2	131.79	4.53
IX	101.37	0.00	33.87	0.00	44.07	0	15.74	-
X	78.10	749.11	90.99	586.19	295.43	417.13	92.89	110.26
XI	1,372.63	495.92	1,304.16	320.29	1,467.65	796.78	373.62	26.69
XII	452.48	6.44	418.7	0	0	0	97.14	-
CARAGA	79.25	16.90	91.32	16.04	67.22	13.42	50.62	1.00
NCR	733.01	6,915.10	594.98	6,548.01	1,226.18	8,349.03	887.99	4,175.27
Sub-Total	12,261.05	32,749.74	11,645.05	34,387.11	14,766.48	32,889.49	12,099.32	18,479.00
Grand Total	45,010.79		46,032.16		47,655.97		30,578.32	

+ Data is based on the RTOC report submitted every cut-off time

* No submitted report

** Fresh chilled chicken & MDM are not included


*** Only from accredited facilities; inventory already in distribution channels are not included


↑ Increase of inventory from the previous week

↓ Decrease of inventory from the previous week

Submitted by:

Noted by:


DR. JONATHAN V. SABINIANO, MVM
 Planning Officer V / POSMD Head
 National Meat Inspection Service


DR. CLARITA M. SANGCAL
 Executive Director
 National Meat Inspection Service