



INVENTORY OF DRESSED CHICKEN IN COLD STORAGE*****

In Metric Tonnes (MT)

REGIONS	THIS WEEK +		LAST WEEK		LAST MONTH		LAST YEAR	
	June 12, 2023		June 5, 2023		May 15, 2023		June 6, 2022	
	Week 24		Week 23					
	Local	Imported	Local	Imported	Local	Imported	Local	Imported
I	262.35	41.60	238.21	41.97	0.00	0.00	41.23	33.65
II	0.00	0.00	641.94	8.30	404.03	12.77	25.64	4.14
III	10,204.58	7,495.39	10,076.91	9,190.67	7,529.02	7,657.04	2,480.10	4,362.01
IV-A	2,276.39	14,514.30	3,080.13	16,478.06	2,872.06	13,147.29	1,143.38	6,443.27
IV-B	226.84	50.09	268.92	31.19	265.54	37.43	105.70	157.96
V	397.07	43.19	434.14	45.58	255.00	48.78	139.54	54.82
VI	1,557.51	79.80	1,556.87	65.76	1,079.11	81.02	47.53	68.28
VII	2,423.04	3,186.72	2,419.86	2,721.90	1,316.38	2,113.00	206.83	746.28
VIII	133.70	9.60	193.23	9.44	117.76	9.98	34.98	5.20
IX	97.02	0.00	80.31	0.00	98.41	0.00	17.63	0.00
X	2,423.04	3,186.72	385.85	410.76	0.00	0.00	102.00	154.71
XI	2,279.33	519.28	2,308.72	515.66	1,775.47	474.63	103.35	178.61
XII	659.68	7.72	0.00	0.00	579.64	0.00	70.10	0.00
CARAGA	63.60	12.05	76.66	52.76	0.00	0.00	47.59	12.41
NCR	514.90	8,341.44	645.16	8,151.32	738.51	8,059.22	371.26	5,101.04
Sub-Total	23,519.05	37,487.88	22,406.89	37,723.35	17,030.92	31,641.14	4,936.86	17,322.38
Grand Total	61,006.94		60,130.25		48,672.06		22,259.24	

+ Data is based on on the RTOC report submitted every cut-off time

* No submitted report


** Fresh chilled chicken & MDM are not included

*** Only from accredited facilities; inventory already in distribution channels are not included

⬆ Increase of inventory from the previous week


⬇ Decrease of inventory from the previous week

Submitted by:


 DR. MIGNON A. UMALI
 CMCO/ POSMD Head

National Meat Inspection Service

Noted by:


 DR. CLARITA M. SANGCAL
 Executive Director

National Meat Inspection Service





INVENTORY OF FROZEN PORK^b IN ACCREDITED COLD STORAGE^a

In Metric Tons (MT)

REGIONS	THIS WEEK +		LAST WEEK		LAST MONTH		LAST YEAR	
	Jun 12, 2023		Jun 5, 2023		May 15, 2023		June 13, 2022	
	Week 24		Week 23					
	Local	Imported	Local	Imported	Local	Imported	Local	Imported
I	0.00	67.54	0.00	33.73	0.00	0.00	0.00	1.04
II	0.00	0.00	0.00	16.07	0.00	12.58	0.00	6.64
III	1,004.03	16,054.56	494.93	15,661.31	562.93	14,649.43	164.59	19,448.58
IV-A	478.04	21,359.70	540.83	23,130.14	1,019.23	22,805.28	206.85	17,109.28
IV-B	0.00	8.73	0.00	9.45	0.00	10.25	0.00	27.59
V	0.00	228.78	0.00	164.36	0.00	203.29	0.00	235.41
VI	14.38	86.52	21.52	102.42	15.55	92.47	6.20	86.71
VII	1,336.72	8,412.62	1,251.43	11,548.35	1,254.86	6,317.99	40.00	5,886.17
VIII	2.68	72.59	3.24	61.43	4.18	51.82	0.70	46.93
IX	0.00	0.00	0.00	0.00	0.00	0.00	0.00	0.00
X	1,336.72	8,412.62	0.00	496.69	0.00	0.00	0.30	131.15
XI	120.42	784.79	124.12	789.26	139.94	502.33	44.02	1,097.29
XII	2.07	282.33	0.00	0.00	4.13	21.52	10.46	0.22
CARAGA	0.00	13.96	0.00	9.67	0.00	9.35	0.00	28.22
NCR	86.41	14,749.89	1,014.42	15,000.31	145.01	19,537.73	105.24	13,419.72
Total	4,381.46	70,534.63	3,450.48	67,023.19	3,145.82	64,214.05	578.36	57,524.95
Grand Total	74,916.09		70,473.67		67,359.87		58,103.31	

Note:

/a - stock inventory in accredited commercial & in-house cold storage (Slaughterhouses, Meat Processing Plants)

/b - total of local and imported frozen pork /basic meat (carcass, primal parts & specialty cuts) inventory

+ Data is based on RTOC report submitted every cut off time


* No submitted report


↑ Increase of inventory from the previous week

↓ Decrease of inventory from the previous week

Submitted by:

Noted by:


DR. MIGNON A. UMALI
 CMCO/ POSMD Head
 National Meat Inspection Service


DR. CLARITA M. SANGCAL
 Executive Director
 National Meat Inspection Service