



INVENTORY OF DRESSED CHICKEN IN COLD STORAGES*****

In Metric Tonnes (MT)

REGIONS	THIS WEEK +		LAST WEEK		LAST MONTH		LAST YEAR	
	June 26, 2023		June 19, 2023		May 29, 2023		June 27, 2022	
	Week 26		Week 25					
	Local	Imported	Local	Imported	Local	Imported	Local	Imported
I	210.27	69.91	208.81	58.47	249.03	77.87	1,649.23	38.99
II	685.89	17.47	701.89	11.93	612.56	28.14	128.26	88.78
III	9,679.56	8,694.28	10,147.85	8,404.82	9,135.89	8,734.65	2,471.36	4,558.68
IV-A	2,318.80	15,584.13	2,020.69	14,899.07	2,336.37	14,582.45	1,108.43	6,259.01
IV-B	219.60	21.43	232.68	32.25	318.37	38.97	79.26	121.18
V	402.21	86.91	376.19	55.10	423.39	49.71	134.85	3.09
VI	1,452.49	64.94	1,468.57	60.50	1,409.92	72.98	77.42	92.68
VII	2,750.96	2,107.41	2,799.08	3,720.24	2,038.43	2,843.59	360.10	792.88
VIII	113.88	8.68	123.25	9.25	78.45	9.98	100.81	5.28
IX	70.12	0.00	82.17	0.00	73.35	0.00	45.37	0.00
X	283.89	987.61	325.31	802.91	195.00	757.81	73.86	254.92
XI	2,377.68	533.97	2,378.81	187.65	1,944.33	407.39	528.56	471.55
XII	693.58	6.73	713.48	5.00	679.24	9.05	76.31	0.00
CARAGA	910.02	4.91	0.00	0.00	82.81	1.59	46.19	2.52
NCR	464.26	7,567.02	524.20	10,565.40	876.58	6,034.15	591.19	5,785.86
Sub-Total	22,633.20	35,755.41	22,102.98	38,812.59	20,453.72	33,648.30	7,471.20	18,475.42
Grand Total	58,388.61		60,915.57		54,102.03		25,946.62	

+ Data is based on on the RTOC report submitted every cut-off time

* No submitted report


** Fresh chilled chicken & MDM are not included

*** Only from accredited facilities; inventory already in distribution channels are not included

⬆ Increase of inventory from the previous week

⬇ Decrease of inventory from the previous week

Submitted by:


DR. MIGNON A. UMALI
 CMCO/ POSMD Head
 National Meat Inspection Service

Noted by:


DR. CLARITA M. SANGCAL
 Executive Director
 National Meat Inspection Service





Republic of the Philippines
 DEPARTMENT OF AGRICULTURE
NATIONAL MEAT INSPECTION SERVICE
 No.4 Visayas Avenue, Brgy. Vasra, Quezon City
 Tel. No: 8-924-7980
www.nmis.gov.ph | nmis@nmis.gov.ph

INVENTORY OF FROZEN PORK^b IN ACCREDITED COLD STORAGE^a

In Metric Tons (MT)

REGIONS	THIS WEEK +		LAST WEEK		LAST MONTH		LAST YEAR	
	Jun 26, 2023		Jun 19, 2023		May 29, 2023		June 27, 2022	
	Week 26		Week 25					
	Local	Imported	Local	Imported	Local	Imported	Local	Imported
I	0.00	1535.87	0.00	75.92	0.00	71.80	0.00	5.35
II	0.00	16.44	0.00	14.91	0.00	10.29	0.00	23.99
III	483.79	16,291.88	476.45	16,000.49	510.28	15,688.12	177.38	18,411.28
IV-A	336.63	25,809.69	398.11	25,929.69	677.84	23,696.61	43.08	18,585.41
IV-B	1.13	8.27	0.00	8.43	0.00	9.90	0.00	26.33
V	0.00	219.17	0.00	239.76	0.00	188.81	0.00	53.81
VI	16.09	119.46	19.62	96.80	16.55	88.18	15.40	105.11
VII	1,159.12	7,311.91	1,272.15	6,547.82	1,289.78	6,938.69	24.85	6,480.25
VIII	15.46	66.58	17.10	63.53	12.95	55.65	4.52	33.58
IX	0.00	0.00	0.00	0.00	0.00	0.00	0.00	0.00
X	0.00	936.31	0.00	1,141.66	0.00	1,965.41	0.30	158.25
XI	126.41	768.04	121.83	825.10	125.00	754.52	15.93	1,201.01
XII	2.33	291.45	3.23	295.52	0.00	170.80	9.40	0.00
CARAGA	0.00	16.09	0.00	19.06	0.00	9.13	0.00	6.65
NCR	143.85	16,017.73	53.45	17,426.56	87.47	15,544.35	323.36	13,466.33
Total	2,284.81	69,408.91	2,361.94	68,685.25	2,719.87	65,192.26	614.22	58,557.35
Grand Total	71,693.72		71,047.19		67,912.13		59,171.57	

Note:

/a - stock inventory in accredited commercial & in-house cold storage (Slaughterhouses, Meat Processing Plants)

/b - total of local and imported frozen pork /basic meat (carcass, primal parts & specialty cuts) inventory


+ Data is based on RTOC report submitted every cut off time

* No submitted report


↑ Increase of inventory from the previous week

↓ Decrease of inventory from the previous week

Submitted by:


DR. MIGNON A. UMALI
 CMCO/ POSMD Head
 National Meat Inspection Service

Noted by:


DR. CLARITA M. SANGCAL
 Executive Director
 National Meat Inspection Service

