



Republic of the Philippines
 DEPARTMENT OF AGRICULTURE
NATIONAL MEAT INSPECTION SERVICE
 No.4 Visayas Avenue, Brgy. Vasra, Quezon City
 Tel. No: 8-924-7980
www.nmis.gov.ph | nmis@nmis.gov.ph

INVENTORY OF DRESSED CHICKEN IN COLD STORAGE*****

In Metric Tonnes (MT)

REGIONS	THIS WEEK +		LAST WEEK		LAST MONTH		LAST YEAR	
	July 10, 2023		July 3, 2023		June 12, 2023		July 11, 2022	
	Week 28		Week 27					
	Local	Imported	Local	Imported	Local	Imported	Local	Imported
I	175.53	459.48	200.53	58.44	262.35	41.60	1,629.06	40.81
II	635.84	17.28	639.40	24.12	0.00	0.00	46.30	18.43
III	10,332.42	9,658.63	9,143.53	7,759.09	10,204.58	7,495.39	2,017.77	4,077.40
IV-A	1,771.37	15,478.44	1,881.93	15,684.82	2,276.39	14,514.30	1,613.62	9,210.22
IV-B	311.21	51.83	297.19	22.36	226.84	50.09	119.54	99.73
V	395.37	51.54	359.10	31.49	397.07	43.19	132.08	74.81
VI	1,484.82	58.39	1,530.00	70.62	1,557.51	79.80	123.64	71.33
VII	2,313.11	2,775.23	2,564.71	2,806.80	2,423.04	3,186.72	506.77	750.58
VIII	205.68	9.87	107.34	10.12	133.70	9.60	86.57	14.96
IX	68.79	0.00	67.32	0.00	97.02	0.00	31.22	0.00
X	585.19	436.46	294.92	959.82	2,423.04	3,186.72	43.14	346.57
XI	2,096.27	659.56	2,286.41	459.50	2,279.33	519.28	97.55	620.97
XII	669.56	5.93	1,125.20	5.20	659.68	7.72	129.58	0.00
CARAGA	937.99	8.46	893.26	11.16	63.60	12.05	51.69	1.42
NCR	421.12	6,308.88	466.69	7,203.21	514.90	8,341.44	301.06	4,739.75
Sub-Total	22,404.27	35,979.95	21,857.54	35,106.74	23,519.05	37,487.88	6,929.59	20,066.98
Grand Total	↑ 58,384.23		56,964.28		61,006.94		26,996.57	

+ Data is based on on the RTOC report submitted every cut-off time

* No submitted report


** Fresh chilled chicken & MDM are not included

*** Only from accredited facilities; inventory already in distribution channels are not included

↑ Increase of inventory from the previous week

↓ Decrease of inventory from the previous week

Submitted by:


DR. MIGNON A. UMALI
 CMCO/ POSMD Head
 National Meat Inspection Service

Noted by:


DR. CLARITA M. SANGCAL
 Executive Director
 National Meat Inspection Service



INVENTORY OF FROZEN PORK^b IN ACCREDITED COLD STORAGE^a

In Metric Tons (MT)

REGIONS	THIS WEEK +		LAST WEEK		LAST MONTH		LAST YEAR	
	July 10, 2023		July 03, 2023		June 12, 2023		July 11, 2022	
	Week 28		Week 27		Local	Imported	Local	Imported
I	0.00	1,326.60	0.00	1,357.79	0.00	67.54	0.00	2.22
II	0.00	18.93	0.00	16.64	0.00	0.00	0.00	4.36
III	1,254.67	18,796.24	378.18	14,861.98	1,004.03	16,054.56	234.37	21,756.37
IV-A	409.95	23,334.94	312.24	21,995.69	478.04	21,359.70	154.79	20,203.99
IV-B	0.00	7.60	0.00	7.98	0.00	8.73	0.00	20.86
V	0.00	212.89	0.00	211.94	0.00	228.78	0.00	157.52
VI	18.22	139.61	19.78	105.81	14.38	86.52	14.75	107.74
VII	1,111.22	6,491.80	1,230.66	8,546.22	1,336.72	8,412.62	27.84	6,960.25
VIII	1.56	63.29	13.16	71.90	2.68	72.59	8.05	44.73
IX	0.00	0.00	0.00	0.00	0.00	0.00	0.00	0.00
X	15.95	519.82	0.00	502.34	1,336.72	8,412.62	0.30	228.05
XI	119.80	950.15	122.63	823.40	120.42	784.79	15.92	1,293.28
XII	3.69	318.11	3.51	323.28	2.07	282.33	10.40	0.00
CARAGA	0.00	16.80	0.00	25.05	0.00	13.96	0.00	18.41
NCR	62.07	15,380.30	132.81	14,755.06	86.41	14,749.89	95.19	13,892.63
Total	2,997.12	67,577.09	2,212.98	63,605.08	4,381.46	70,534.63	561.61	64,690.41
Grand Total	70,574.21		65,818.05		74,916.09		65,252.02	

Note:

/a - stock inventory in accredited commercial & in-house cold storage (Slaughterhouses, Meat Processing Plants)

/b - total of local and imported frozen pork/basic meat (carcass, primal parts & specialty cuts) inventory

+ Data is based on RTOC report submitted every cut off time


* No submitted report


▲ Increase of inventory from the previous week

▼ Decrease of inventory from the previous week

Submitted by:

Noted by:


DR. MIGNON A. UMALI
 CMCO/ POSMD Head
 National Meat Inspection Service


DR. CLARITA M. SANGCAL
 Executive Director
 National Meat Inspection Service

