



Republic of the Philippines
 DEPARTMENT OF AGRICULTURE
NATIONAL MEAT INSPECTION SERVICE
 No.4 Visayas Avenue, Brgy. Vasra, Quezon City
 Tel. No: 8-924-7980
www.nmis.gov.ph | nmis@nmis.gov.ph

INVENTORY OF DRESSED CHICKEN IN COLD STORAGE*****

In Metric Tonnes (MT)

REGIONS	THIS WEEK +		LAST WEEK		LAST MONTH		LAST YEAR	
	July 17, 2023		July 10, 2023		June 19, 2023		July 18, 2022	
	Week 29		Week 28					
	Local	Imported	Local	Imported	Local	Imported	Local	Imported
I	153.37	323.12	175.53	459.48	208.81	58.47	1,873.25	32.73
II	647.90	17.08	635.84	17.28	701.89	11.93	170.89	4.80
III	8,985.43	10,858.87	10,332.42	9,658.63	10,147.85	8,404.82	2,123.67	4,918.63
IV-A	1,582.14	13,991.15	1,771.37	15,478.44	2,020.69	14,899.07	1,410.80	8,793.97
IV-B	333.56	160.67	311.21	51.83	232.68	32.25	208.36	94.11
V	399.08	52.70	395.37	51.54	376.19	55.10	168.57	85.61
VI	1,472.57	56.26	1,484.82	58.39	1,468.57	60.50	175.12	118.74
VII	2,235.54	2,576.24	2,313.11	2,775.23	2,799.08	3,720.24	550.37	861.56
VIII	138.56	9.87	205.68	9.87	123.25	9.25	120.06	10.59
IX	99.60	0.00	68.79	0.00	82.17	0.00	71.72	0.00
X	600.84	727.07	585.19	436.46	325.31	802.91	81.51	285.30
XI	2,152.79	566.06	2,096.27	659.56	2,378.81	187.65	139.87	606.54
XII	668.39	5.37	669.56	5.93	713.48	5.00	122.98	0.00
CARAGA	964.75	7.50	937.99	8.46	0.00	0.00	45.76	5.88
NCR	348.89	7,347.18	421.12	6,308.88	524.20	10,565.40	295.89	4,739.75
Sub-Total	20,783.40	36,699.15	22,404.27	35,979.95	22,102.98	38,812.59	7,558.82	20,558.21
Grand Total	↓ 57,482.54		58,384.23		60,915.57		28,117.03	

+ Data is based on the RTOC report submitted every cut-off time

* No submitted report


** Fresh chilled chicken & MDM are not included

*** Only from accredited facilities; inventory already in distribution channels are not included


↑ Increase of inventory from the previous week

↓ Decrease of inventory from the previous week

Submitted by:


DR. MIGNONA UMALI
 CMCO/ POSMD Head
 National Meat Inspection Service

Noted by:


DR. CLARITA M. SANGCAL
 Executive Director
 National Meat Inspection Service





INVENTORY OF FROZEN PORK^b IN ACCREDITED COLD STORAGE^a

In Metric Tons (MT)

REGIONS	THIS WEEK +		THIS WEEK +		LAST MONTH		LAST YEAR	
	July 17, 2023		July 10, 2023		June 19, 2023		July 18, 2022	
	Week 29		Week 28		Local	Imported	Local	Imported
	Local	Imported	Local	Imported				
I	0.00	1,086.77	0.00	1,326.60	0.00	75.92	0.00	0.51
II	0.00	17.21	0.00	18.93	0.00	14.91	0.00	5.53
III	434.05	19,167.23	1,254.67	18,796.24	476.45	16,000.49	185.76	23,712.31
IV-A	261.73	22,384.09	409.95	23,334.94	398.11	25,929.69	154.79	19,578.35
IV-B	0.00	7.40	0.00	7.60	0.00	8.43	0.00	20.35
V	0.00	211.75	0.00	212.89	0.00	239.76	0.00	152.01
VI	36.02	135.12	18.22	139.61	19.62	96.80	14.75	106.84
VII	1,108.84	8,697.06	1,111.22	6,491.80	1,272.15	6,547.82	27.84	6,654.65
VIII	2.59	62.44	1.56	63.29	17.10	63.53	8.05	36.23
IX	0.00	0.00	0.00	0.00	0.00	0.00	0.00	0.00
X	16.55	745.81	15.95	519.82	0.00	1,141.66	0.30	150.66
XI	119.81	881.16	119.80	950.15	121.83	825.10	34.42	1,759.33
XII	3.34	277.00	3.69	318.11	3.23	295.52	9.67	0.00
CARAGA	0.00	36.55	0.00	16.80	0.00	19.06	0.00	8.48
NCR	178.95	16,921.42	62.07	15,380.30	53.45	17,426.56	104.46	14,786.23
Total	2,161.88	70,631.02	2,997.12	67,577.09	2,361.94	68,685.25	540.04	66,971.48
Grand Total	72,792.90		70,574.21		71,047.19		67,511.52	

Note:

/a - stock inventory in accredited commercial & in-house cold storage (Slaughterhouses, Meat Processing Plants)

/b - total of local and imported frozen pork /basic meat (carcass, primal parts & specialty cuts) inventory


+ Data is based on RTOC report submitted every cut off time

* No submitted report


↑ Increase of inventory from the previous week

↓ Decrease of inventory from the previous week

Submitted by:


DR. MIGNON A. UMALI
 CMCO/ POSMD Head
 National Meat Inspection Service

Noted by:


DR. CLARITA M. SANGCAL
 Executive Director
 National Meat Inspection Service