



INVENTORY OF DRESSED CHICKEN IN COLD STORAGE*****

In Metric Tonnes (MT)

REGIONS	THIS WEEK +		LAST WEEK		LAST MONTH		LAST YEAR	
	March 6, 2023		February 27, 2023		February 6, 2023		March 7, 2022	
	Week 10		Week 9					
	Local	Imported	Local	Imported	Local	Imported	Local	Imported
I	180.17	29.76	163.34	68.28	159.48	41.82	2,372.30	44.27
II	192.58	20.03	246.22	14.25	111.2	28.04	50.12	0.97
III	5,429.09	11,756.44	5,151.74	10,131.36	3,328.70	10,083.88	2,977.89	3,541.11
IV-A	2,399.40	16,112.77	2,425.70	16,201.57	1,787.54	16,444.15	2,425.12	4,790.15
IV-B	250.29	35.94	255.30	26.95	183.21	0	-	-
V	364.86	57.10	250.95	60.37	206.61	74.7	182.86	40.21
VI	382.17	60.97	447.45	67.87	360.33	63.61	379.20	50.22
VII	423.21	2,494.89	725.56	2,228.90	892.74	3,077.80	2,675.63	705.44
VIII	105.70	5.69	119.86	6.71	81.09	9.44	149.66	5.36
IX	59.33	0.00	83.49	0.00	63.99	0	73.95	-
X	137.53	624.87	83.00	365.34	187.34	351.69	106.43	16.64
XI	1,380.14	275.74	1,313.18	376.34	1,390.05	364.06	467.52	32.54
XII	346.62	0.09	342.19	1.45	216.46	2.42	88.40	-
CARAGA	117.87	14.40	138.76	21.96	62.56	7.35	27.34	1.82
NCR	348.67	8,503.53	570.30	8,289.59	705.10	7,328.95	451.19	2,772.45
Sub-Total	12,117.63	39,992.22	12,317.04	37,860.94	9,736.40	37,877.91	12,427.61	12,001.18
Grand Total	↑ 52,109.85			50,177.98	47,614.31		24,428.79	

+ Data is based on on the RTOC report submitted every cut-off time

* No submitted report

** Fresh chilled chicken & MDM are not included


*** Only from accredited facilities; inventory already in distribution channels are not included


↑ Increase of inventory from the previous week

↓ Decrease of inventory from the previous week

Submitted by:

Noted by:


DR. JONATHAN V. SABINIANO, MVM
 Planning Officer V / POSMD Head
 National Meat Inspection Service


DR. CLARITA M. SANGCAL
 Executive Director
 National Meat Inspection Service



Republic of the Philippines
 DEPARTMENT OF AGRICULTURE
NATIONAL MEAT INSPECTION SERVICE
 No.4 Visayas Avenue, Brgy. Vasra, Quezon City
 Tel. No: 8-924-7980
www.nmis.gov.ph | nmis@nmis.gov.ph

INVENTORY OF FROZEN PORK^b IN ACCREDITED COLD STORAGE^a

In Metric Tons (MT)

REGIONS	THIS WEEK +		LAST WEEK		LAST MONTH		LAST YEAR	
	March 6, 2023		February 27, 2023		February 6, 2023		March 7, 2022	
	Week 10		Week 9					
	Local	Imported	Local	Imported	Local	Imported	Local	Imported
I	0.09	151.49	0.74	272.18	0.74	415.77	-	6.07
II	0.00	5.94	0.00	4.09	0	5.1	-	43.32
III	744.41	18,094.70	653.96	16,786.86	634.87	18,548.39	227.21	17,674.79
IV-A	778.65	23,898.35	521.41	24,850.89	479.59	29,478.65	269.39	14,707.95
IV-B	0.00	0.00	0.00	0.00	0	25.46	-	-
V	0.00	423.56	0.00	703.91	0	478.93	4.62	204.49
VI	41.79	89.98	9.49	84.03	17.35	117.55	12.63	111.09
VII	583.78	9,154.50	1,380.67	8,550.94	1041.26	9519.76	149.28	3,679.23
VIII	3.65	39.82	37.55	18.33	4.05	61.52	5.96	23.04
IX	0.00	0.00	0.00	0.00	0	0	-	-
X	13.72	415.48	13.11	474.38	13.84	481.29	10.00	94.12
XI	46.55	826.53	40.70	770.90	5.48	1951.26	-	791.10
XII	7.91	113.51	5.12	137.39	125.79	0	12.36	-
CARAGA	0.00	54.04	0.00	20.04	0	19.02	2.02	70.44
NCR	148.41	18,778.88	153.37	21,119.18	717.65	22055.76	282.82	12,739.49
Total	2,368.96	72,046.78	2,816.12	73,793.12	3,040.62	83,158.46	976.29	50,145.13
Grand Total	↓ 74,415.75			76,609.24		86,199.08		51,121.42

Note:

/a - stock inventory in accredited commercial & in-house cold storage (Slaughterhouses, Meat Processing Plants)

/b - total of local and imported frozen pork/basic meat (carcass, primal parts & specialty cuts) inventory

+ Data is based on RTOC report submitted every cut off time


* No submitted report


↑ Increase of inventory from the previous week

↓ Decrease of inventory from the previous week

Submitted by:

Noted by:


DR. JONATHAN V. SABINIANO, MVM
 Planning Officer V / POSMD Head
 National Meat Inspection Service


DR. CLARITA M. SANGCAL
 Executive Director
 National Meat Inspection Service

