



Republic of the Philippines  
 DEPARTMENT OF AGRICULTURE  
**NATIONAL MEAT INSPECTION SERVICE**  
 No.4 Visayas Avenue, Brgy. Vasra, Quezon City  
 Tel. No: 8-924-7980  
[www.nmis.gov.ph](http://www.nmis.gov.ph) | [nmis@nmis.gov.ph](mailto:nmis@nmis.gov.ph)

**INVENTORY OF FROZEN PORK<sup>b</sup> IN ACCREDITED COLD STORAGE<sup>a</sup>**

In Metric Tons (MT)

REGIONS	THIS WEEK +		LAST WEEK		LAST MONTH		LAST YEAR	
	Jun 5, 2023		May 29, 2023		May 8, 2023		June 6, 2022	
	Week 23		Week 22					
	Local	Imported	Local	Imported	Local	Imported	Local	Imported
I	0.00	33.73	0.00	71.80	0.00	0.00	0.00	3.25
II	0.00	16.07	0.00	10.29	0.00	24.92	0.00	1.50
III	494.93	15,661.31	510.28	15,688.12	1,660.46	16,437.33	279.32	17,107.79
IV-A	540.83	23,130.14	677.84	23,696.61	799.72	22,407.87	175.01	14,843.36
IV-B	0.00	9.45	0.00	9.90	0.00	10.79	0.00	29.79
V	0.00	164.36	0.00	188.81	0.00	271.02	0.00	58.70
VI	21.52	102.42	16.55	88.18	4.51	88.27	2.56	114.22
VII	1,251.43	11,548.35	1,289.78	6,938.69	867.34	6,854.94	448.24	4,443.17
VIII	3.24	61.43	12.95	55.65	3.78	63.26	4.85	45.96
IX	0.00	0.00	0.00	0.00	0.00	0.00	0.00	0.00
X	0.00	496.69	0.00	1,965.41	0.00	0.00	0.30	153.18
XI	124.12	789.26	125.00	754.52	1.18	836.35	0.00	989.05
XII*	0.00	0.00	0.00	170.80	4.74	76.85	12.68	0.92
CARAGA	0.00	9.67	0.00	9.13	0.00	2.44	0.00	8.69
NCR	1,014.42	15,000.31	87.47	15,544.35	65.15	15,556.53	149.38	12,749.63
<b>Total</b>	<b>3,450.48</b>	<b>67,023.19</b>	<b>2,719.87</b>	<b>65,192.26</b>	<b>3,406.88</b>	<b>62,630.59</b>	<b>1,072.34</b>	<b>50,549.21</b>
<b>Grand Total</b>	<b>70,473.67</b>		<b>67,912.13</b>		<b>66,037.47</b>		<b>51,621.55</b>	

**Note:**

/a - stock inventory in accredited commercial & in-house cold storage (Slaughterhouses, Meat Processing Plants)

/b - total of local and imported frozen pork/basic meat (carcass, primal parts & specialty cuts) inventory

\* Data is based on RTOC report submitted every cut off time


\* No submitted report

↑ Increase of inventory from the previous week


↓ Decrease of inventory from the previous week

Submitted by:

Noted by:

  
**DR. MIGNON A. UMALI**  
 CMCO/ POSMD Head  
 National Meat Inspection Service

  
**DR. CLARITA M. SANGCAL**  
 Executive Director  
 National Meat Inspection Service

  
**DR. ROBERTO S. UMALI**  
 Deputy Executive Director



Republic of the Philippines  
DEPARTMENT OF AGRICULTURE  
**NATIONAL MEAT INSPECTION SERVICE**

No.4 Visayas Avenue, Brgy. Vasra, Quezon City  
Tel. No: 8-924-7980

[www.nmis.gov.ph](http://www.nmis.gov.ph) | [nmis@nmis.gov.ph](mailto:nmis@nmis.gov.ph)

**INVENTORY OF DRESSED CHICKEN\*\* IN COLD STORAGE\*\*\***

In Metric Tonnes (MT)

REGIONS	THIS WEEK +		LAST WEEK		LAST MONTH		LAST YEAR	
	June 5, 2023		May 29, 2023		May 8, 2023		June 6, 2022	
	Week 23		Week 22					
	Local	Imported	Local	Imported	Local	Imported	Local	Imported
I	238.21	41.97	249.03	77.87	212.22	60.40	1,672.20	44.81
II	641.94	8.30	612.56	28.14	420.35	13.02	33.95	4.02
III	10,076.91	9,190.67	9,135.89	8,734.65	8,808.27	10,879.54	2,310.08	4,209.46
IV-A	3,080.13	16,478.06	2,336.37	14,582.45	2,374.35	14,866.07	1,203.80	6,626.22
IV-B	268.92	31.19	318.37	38.97	263.88	29.37	99.18	188.34
V	434.14	45.58	423.39	49.71	486.62	40.21	156.98	69.83
VI	1,556.87	65.76	1,409.92	72.98	393.57	80.49	69.33	90.50
VII	2,419.86	2,721.90	2,038.43	2,843.59	1,372.15	1,966.27	482.72	617.32
VIII	193.23	9.44	78.45	9.98	149.24	10.57	132.98	4.86
IX	80.31	0.00	73.35	0.00	96.66	0.00	47.43	0.00
X	385.85	410.76	195.00	757.81	0.00	0.00	59.99	162.72
XI	2,308.72	515.66	1,944.33	407.39	1,615.38	515.87	77.12	191.29
XII	0.00	0.00	679.24	9.05	615.02	9.97	59.94	0.00
CARAGA	76.66	52.76	82.81	1.59	0.00	9.75	35.81	5.10
NCR	645.16	8,151.32	876.58	6,034.15	651.81	11,538.00	262.64	4,345.81
<b>Sub-Total</b>	<b>22,406.89</b>	<b>37,723.35</b>	<b>20,453.72</b>	<b>33,648.30</b>	<b>17,459.53</b>	<b>40,019.52</b>	<b>6,704.15</b>	<b>16,560.28</b>
<b>Grand Total</b>	<b>60,130.25</b>		<b>54,102.03</b>		<b>57,479.05</b>		<b>23,264.43</b>	

+ Data is based on on the RTOC report submitted every cut-off time

\* No submitted report

\*\* Fresh chilled chicken & MDM are not included


\*\*\* Only from accredited facilities; inventory already in distribution channels are not included

▲ Increase of inventory from the previous week

▼ Decrease of inventory from the previous week

Submitted by:

Noted by:

  
**DR. MIGNON A. UMALI**  
CMCO/ POSMD Head  
National Meat Inspection Service

  
**DR. CLARITA M. SANGCAL**  
Executive Director  
National Meat Inspection Service

  
**DR. ROBERTO S. UMALI**  
Deputy Executive Director