



INVENTORY OF DRESSED CHICKEN IN COLD STORAGES*****

In Metric Tonnes (MT)

REGIONS	THIS WEEK +		LAST WEEK		LAST MONTH		LAST YEAR	
	May 15, 2023		May 8, 2023		April 17, 2023		May 16, 2022	
	Week 20		Week 19					
	Local	Imported	Local	Imported	Local	Imported	Local	Imported
I*	0.00	0.00	212.22	60.40	195.63	125.57	1,924.38	49.54
II	404.03	12.77	420.35	13.02	136.99	4.58	171.30	5.18
III	7,529.02	7,657.04	8,808.27	10,879.54	9,366.27	7,808.53	2,737.37	3,860.63
IV-A	2,872.06	13,147.29	2,374.35	14,866.07	2,624.00	15,685.93	1,313.87	5,944.02
IV-B	265.54	37.43	263.88	29.37	221.10	49.14	38.22	92.10
V	255.00	48.78	486.62	40.21	443.50	64.57	107.07	74.46
VI	1,079.11	81.02	393.57	80.49	500.12	68.86	114.54	41.57
VII	1,316.38	2,113.00	1,372.15	1,966.27	700.40	2,396.13	246.18	427.66
VIII	117.76	9.98	149.24	10.57	176.23	4.22	189.68	3.29
IX	98.41	0.00	96.66	0.00	123.16	0.00	35.53	0.00
X*	0.00	0.00	0.00	0.00	11.47	437.28	133.35	8.25
XI	1,775.47	474.63	1,615.38	515.87	1,369.63	406.12	171.43	135.97
XII	579.64	0.00	615.02	9.97	342.31	11.44	131.83	0.00
CARAGA	0.00	0.00	0.00	9.75	105.81	0.00	40.33	0.00
NCR	738.51	8,059.22	651.81	11,538.00	527.34	7,224.37	303.52	4,700.86
Sub-Total	17,030.92	31,641.14	17,459.53	40,019.52	16,843.96	34,286.74	7,658.60	15,343.53
Grand Total	48,672.06		57,479.05		51,130.70		23,002.13	

+ Data is based on on the RTOC report submitted every cut-off time

* No submitted report

** Fresh chilled chicken & MDM are not included


*** Only from accredited facilities; inventory already in distribution channels are not included


⬆ Increase of inventory from the previous week

⬇ Decrease of inventory from the previous week

Submitted by:

Noted by:


DR. MIGNON A. UMALI
 CMCO/ POSMD Head
 National Meat Inspection Service


DR. CLARITA M. SANGCAL
 Executive Director
 National Meat Inspection Service



Republic of the Philippines
 DEPARTMENT OF AGRICULTURE
NATIONAL MEAT INSPECTION SERVICE
 No.4 Visayas Avenue, Brgy. Vasra, Quezon City
 Tel. No: 8-924-7980
www.nmis.gov.ph | nmis@nmis.gov.ph

INVENTORY OF FROZEN PORK^b IN ACCREDITED COLD STORAGE^a

In Metric Tons (MT)

REGIONS	THIS WEEK +		LAST WEEK		LAST MONTH		LAST YEAR	
	May 15, 2023		May 8, 2023		April 17, 2023		May 16, 2022	
	Week 20		Week 19					
	Local	Imported	Local	Imported	Local	Imported	Local	Imported
I*	0.00	0.00	0.00	0.00	0.00	153.91	0.00	8.35
II	0.00	12.58	0.00	24.92	0.00	5.47	0.00	4.13
III	562.93	14,649.43	1,660.46	16,437.33	977.31	14,940.80	180.46	16,723.47
IV-A	1,019.23	22,805.28	799.72	22,407.87	574.99	19,871.09	180.70	16,442.02
IV-B	0.00	10.25	0.00	10.79	0.00	7.47	0.00	0.00
V	0.00	203.29	0.00	271.02	0.00	290.35	0.00	110.93
VI	15.55	92.47	4.51	88.27	11.24	72.23	9.46	78.08
VII	1,254.86	6,317.99	867.34	6,854.94	1,402.30	7,698.42	43.17	4,397.68
VIII	4.18	51.82	3.78	63.26	3.11	47.62	5.25	44.15
IX	0.00	0.00	0.00	0.00	0.00	0.00	0.00	0.00
X*	0.00	0.00	0.00	0.00	0.00	347.08	0.50	96.61
XI	139.94	502.33	1.18	836.35	39.49	796.07	55.05	769.15
XII	4.13	21.52	4.74	76.85	7.26	72.33	14.50	7.22
CARAGA	0.00	9.35	0.00	2.44	0.00	7.73	0.00	26.91
NCR	145.01	19,537.73	65.15	15,556.53	98.45	12,636.17	143.58	11,327.52
Total	3,145.82	64,214.05	3,406.88	62,630.59	3,114.15	56,946.74	632.67	50,036.22
Grand Total	67,359.87			66,037.47		60,060.89		50,668.89

Note:

/a - stock inventory in accredited commercial & in-house cold storage (Slaughterhouses, Meat Processing Plants)

/b - total of local and imported frozen pork /basic meat (carcass, primal parts & specialty cuts) inventory


+ Data is based on RTOC report submitted every cut off time

* No submitted report


▲ Increase of inventory from the previous week

▼ Decrease of inventory from the previous week

Submitted by:


DR. MIGNON A. UMALI
 CMCO/ POSMD Head
 National Meat Inspection Service

Noted by:


DR. CLARITA M. SANGCAL
 Executive Director
 National Meat Inspection Service

