



Republic of the Philippines  
 DEPARTMENT OF AGRICULTURE  
**NATIONAL MEAT INSPECTION SERVICE**  
 No.4 Visayas Avenue, Brgy. Vasra, Quezon City  
 Tel. No: 8-924-7980  
 www.nmis.gov.ph | nmis@nmis.gov.ph

**INVENTORY OF DRESSED CHICKEN\*\* IN ACCREDITED COLD STORAGES\*\*\***


In Metric Tonnes (MT)


REGIONS	THIS WEEK +		LAST WEEK		LAST MONTH		LAST YEAR	
	April 1, 2024		March 25, 2024		March 4, 2024		April 3, 2023	
	Week 14		Week 13					
	Local	Imported	Local	Imported	Local	Imported	Local	Imported
I	95.43	115.95	257.86	136.36	289.99	146.67	115.59	53.67
II	375.04	18.30	1,144.25	23.30	576.02	38.45	147.99	4.11
III	9,370.06	7,403.03	9,290.02	7,075.91	8,265.77	6,161.78	9,585.53	9,677.70
IV-A	2,151.83	13,811.75	2,156.71	10,450.50	2,180.17	10,650.98	1,928.10	17,473.90
IV-B	290.85	71.76	232.11	66.69	250.82	27.84	185.23	41.88
V	273.75	85.85	347.50	90.89	383.11	122.29	483.70	77.81
VI	162.40	143.93	158.25	137.67	250.67	164.44	418.21	75.96
VII	1,983.76	2,565.26	2,055.07	2,525.37	2,057.58	2,790.65	492.54	1,628.88
VIII	153.06	26.09	242.07	26.59	252.42	20.00	111.60	5.54
IX	89.90	4.22	127.72	4.43	172.10	12.62	92.54	0.00
X	251.60	522.55	310.71	539.32	725.80	495.46	0.00	0.00
XI	956.31	514.84	1,187.83	523.59	2,037.36	482.92	1,449.94	405.20
XII	104.24	6.29	145.52	6.71	360.29	0.00	144.43	12.35
CARAGA	44.29	5.89	42.84	8.05	72.64	7.32	129.64	13.81
NCR	324.46	12,860.38	353.27	13,168.99	439.94	11,602.00	537.36	7,734.95
<b>Sub-Total</b>	<b>16,626.99</b>	<b>38,156.09</b>	<b>18,051.72</b>	<b>34,784.37</b>	<b>18,314.68</b>	<b>32,723.42</b>	<b>15,822.41</b>	<b>37,205.75</b>
<b>Grand Total</b>	<b>54,783.08</b>		<b>52,836.09</b>		<b>51,038.10</b>		<b>53,028.16</b>	


- + Data is based on on the RTOC report submitted every cut-off time
- \* No submitted report
- \*\* Fresh chilled chicken & MDM are not included
- \*\*\* Only from accredited facilities; inventory already in distribution channels are not included
- Increase of inventory from the previous week
- Decrease of inventory from the previous week

Submitted by:

Noted by:

  
**DR. RUDIO G. ABULENCIA**  
 SMCO/ OIC POSMD Head  
 National Meat Inspection Service

  
**DR. CLARITA M. SANGCAL**  
 Executive Director  
 National Meat Inspection Service

  
**DR. ROBERTO S. UMALI**  
 Deputy Executive Director

*"Safe Meat For All"*  
 NMIS is ISO 9001:2015 Certified



Republic of the Philippines  
 DEPARTMENT OF AGRICULTURE  
**NATIONAL MEAT INSPECTION SERVICE**  
 No.4 Visayas Avenue, Brgy. Vasra, Quezon City  
 Tel. No: 8-924-7980  
 www.nmis.gov.ph | nmis@nmis.gov.ph

**INVENTORY OF FROZEN PORK<sup>b</sup> IN ACCREDITED COLD STORAGE<sup>a</sup>**

In Metric Tonnes (MT)

REGIONS	THIS WEEK +		LAST WEEK		LAST MONTH		LAST YEAR	
	April 1, 2024		March 25, 2024		March 4, 2024		April 3, 2023	
	Week 14		Week 13					
	Local	Imported	Local	Imported	Local	Imported	Local	Imported
I	0.00	147.10	0.00	192.95	0.00	134.28	0.00	109.36
II	0.00	20.07	0.00	15.92	0.00	15.02	0.00	4.17
III	149.50	14,319.69	167.32	14,747.48	181.31	15,742.75	984.33	15,568.75
IV-A	135.75	16,510.69	71.31	15,542.43	118.63	15,981.44	468.80	20,772.94
IV-B	0.00	1.05	0.00	1.27	0.00	4.12	0.00	0.00
V	0.00	193.24	0.00	207.63	0.00	217.00	0.00	360.26
VI	6.43	343.13	6.43	258.76	8.38	225.04	8.07	98.98
VII	351.76	7,680.20	341.00	8,260.73	373.17	8,318.88	1,143.49	7,946.71
VIII	0.00	95.17	0.00	102.83	0.00	80.31	1.73	67.55
IX	0.00	33.09	0.00	35.10	0.00	30.80	0.00	0.00
X	0.00	1,075.24	0.00	1,116.63	0.00	1,311.96	0.00	0.00
XI	49.58	855.69	38.54	822.89	44.82	722.92	41.62	769.50
XII	17.56	108.20	25.92	87.56	3.99	76.97	0.00	80.66
CARAGA	0.00	7.10	0.00	10.74	0.00	2.69	0.00	35.05
NCR	53.84	12,023.98	54.85	13,579.63	47.96	13,707.11	82.60	14,601.26
<b>Total</b>	<b>764.41</b>	<b>53,413.65</b>	<b>705.36</b>	<b>54,982.55</b>	<b>778.26</b>	<b>56,571.29</b>	<b>2,730.64</b>	<b>60,415.19</b>
<b>Grand Total</b>	<b>54,178.06</b>		<b>55,687.91</b>		<b>57,349.55</b>		<b>63,145.83</b>	

**Note:**

/a - stock inventory in accredited commercial & in-house cold storage (Slaughterhouses, Meat Processing Plants)

/b - total of local and imported frozen pork/basic meat (carcass, primal parts & specialty cuts) inventory

+ Data is based on RTOC report submitted every cut off time


\* No submitted report


Increase of inventory from the previous week

Decrease of inventory from the previous week

Submitted by:

Noted by:

  
**DR. RUDIO G. ABULENCIA**  
 SMCO/ OIC POSMD Head  
 National Meat Inspection Service

  
**DR. CLARITA M. SANGCAL**  
 Executive Director  
 National Meat Inspection Service

  
**DR. ROBERTO S. UMALI**  
 Deputy Executive Director

*Safe Meat For All*  
 NMIS is ISO 9001:2015 Certified