



Republic of the Philippines
 DEPARTMENT OF AGRICULTURE
NATIONAL MEAT INSPECTION SERVICE
 No.4 Visayas Avenue, Brgy. Vasra, Quezon City
 Tel. No: 8-924-7980
 www.nmis.gov.ph | nmis@nmis.gov.ph

INVENTORY OF FROZEN PORK^b IN ACCREDITED COLD STORAGE^a

In Metric Tonnes (MT)

REGIONS	THIS WEEK +		LAST WEEK		LAST MONTH		LAST YEAR	
	July 1, 2024		June 24, 2024		June 3, 2024		July 3, 2023	
	Week 27		Week 26					
	Local	Imported	Local	Imported	Local	Imported	Local	Imported
I	0.00	167.73	0.00	164.70	0.00	172.43	0.00	1357.79
II	0.00	14.93	0.00	19.50	0.00	19.45	0.00	16.64
III	168.84	17,993.80	199.18	17,369.33	281.36	12,714.59	378.18	14,861.98
IV-A	169.62	17,303.82	148.80	18,477.15	181.33	15,303.43	312.24	21,995.69
IV-B	0.00	0.00	0.00	0.00	0.00	0.46	0.00	7.98
V	0.00	199.24	0.00	169.18	0.00	157.31	0.00	211.94
VI	1.61	411.05	1.61	493.33	0.00	524.36	19.78	105.81
VII	456.58	8,037.81	436.17	7,458.61	329.52	7,649.02	1,230.66	8,546.22
VIII	21.46	199.75	23.13	203.80	28.99	293.15	13.16	71.90
IX	0.00	31.07	0.00	30.67	0.00	38.36	0.00	0.00
X	0.00	750.37	0.00	726.24	0.00	1,200.45	0.00	502.34
XI	15.65	707.16	15.65	731.08	15.65	821.39	122.63	823.40
XII	3.69	123.47	5.81	108.30	30.71	99.11	3.51	323.28
CARAGA	0.00	4.86	0.00	1.65	0.00	16.57	0.00	25.05
NCR	56.06	10,772.04	42.45	11,835.19	66.98	12,096.86	132.81	14,755.06
Total	893.51	56,717.10	872.80	57,788.73	934.54	51,106.94	2,212.97	63,605.08
Grand Total	57,610.61		58,661.53		52,041.48		65,818.05	

Note:


/a - stock inventory in accredited commercial & in-house cold storage (Slaughterhouses, Meat Processing Plants)

/b - total of local and imported frozen pork /basic meat (carcass, primal parts & specialty cuts) inventory


+ Data is based on RTOC report submitted every cut off time

* No submitted report

Submitted by:


DR. RUDIO G. ABULENCIA
 SMCO/OIC POSMD Head
 National Meat Inspection Service

Noted by:


DR. CLARITA M. SANGCAL
 Executive Director
 National Meat Inspection Service



Republic of the Philippines
 DEPARTMENT OF AGRICULTURE
NATIONAL MEAT INSPECTION SERVICE
 No.4 Visayas Avenue, Brgy. Vasra, Quezon City
 Tel. No: 8-924-7980
 www.nmis.gov.ph | nmis@nmis.gov.ph

INVENTORY OF DRESSED CHICKEN IN ACCREDITED COLD STORAGES*****


In Metric Tonnes (MT)

REGIONS	THIS WEEK +		LAST WEEK		LAST MONTH		LAST YEAR	
	July 1, 2024		June 24, 2024		June 3, 2024		July 3, 2023	
	Week 27		Week 26					
	Local	Imported	Local	Imported	Local	Imported	Local	Imported
I	75.53	112.64	108.00	144.25	131.15	125.39	200.53	58.44
II	206.80	28.83	204.32	31.75	292.98	18.02	639.40	24.12
III	7,247.42	7,377.58	7,764.55	5,720.23	5,868.15	6,906.22	9,143.53	7,759.09
IV-A	1,328.84	8,891.45	1,220.48	10,844.95	1,451.54	9,568.29	1,881.93	15,684.82
IV-B	152.82	42.44	191.61	77.53	277.83	69.26	297.19	22.36
V	195.24	135.59	238.17	118.03	184.34	112.06	359.10	31.49
VI	129.33	99.53	89.88	93.82	113.75	126.04	1,530.00	70.62
VII	743.80	2,365.84	636.69	1,950.78	805.21	1,820.53	2,564.71	2,806.80
VIII	188.30	25.69	133.41	28.13	131.25	17.42	107.34	10.12
IX	47.09	14.43	29.94	14.75	32.15	17.47	67.32	0.00
X	156.61	1,397.26	94.53	836.15	241.95	615.64	294.92	959.82
XI	536.88	194.75	529.05	253.25	496.57	273.95	2,286.41	459.50
XII	66.46	2.00	55.54	3.98	61.46	3.65	1,125.20	5.20
CARAGA	5.74	2.32	5.14	0.91	0.53	5.84	893.26	11.16
NCR	210.41	7,162.03	186.87	7,674.67	260.81	8,447.38	466.69	7,203.21
Sub-Total	11,291.29	27,852.36	11,488.18	27,793.18	10,349.67	28,127.15	21,857.53	35,106.75
Grand Total	39,143.65		39,281.36		38,476.82		56,964.28	


Note:

- + Data is based on on the RTOC report submitted every cut-off time
- * No submitted report
- ** Fresh chilled chicken & MDM are not included
- *** Only from accredited facilities; inventory already in distribution channels are not included

Submitted by:


DR. RUDIO G. ABULENCIA
 SMCO/ OIC POSMD Head
 National Meat Inspection Service

Noted by:


DR. CLARITA M. SANGCAL
 Executive Director
 National Meat Inspection Service