



Republic of the Philippines
 DEPARTMENT OF AGRICULTURE
NATIONAL MEAT INSPECTION SERVICE
 No.4 Visayas Avenue, Brgy. Vasra, Quezon City
 Tel. No: 8-924-7980
 www.nmis.gov.ph | nmis@nmis.gov.ph

INVENTORY OF DRESSED CHICKEN IN ACCREDITED COLD STORAGEES*****

In Metric Tonnes (MT)


REGIONS	THIS WEEK +		LAST WEEK		LAST MONTH		LAST YEAR	
	July 8, 2024		July 1, 2024		June 10, 2024		July 10, 2023	
	Week 28		Week 27					
	Local	Imported	Local	Imported	Local	Imported	Local	Imported
I	71.59	53.20	75.53	112.64	114.77	113.61	175.53	459.48
II	182.03	27.19	206.80	28.83	265.40	17.51	635.84	17.28
III	6,990.49	7,409.56	7,247.42	7,377.58	6,433.02	6,347.12	10,332.42	9,658.63
IV-A	1,221.69	8,904.05	1,328.84	8,891.45	1,537.24	9,276.85	1,771.37	15,478.44
IV-B	67.31	35.39	152.82	42.44	248.76	68.27	311.21	51.83
V	217.38	78.02	195.24	135.59	173.12	84.26	395.37	51.54
VI	106.14	85.71	129.33	99.53	151.30	117.59	1,484.82	58.39
VII	639.32	2,611.88	743.80	2,365.84	703.95	1,887.27	2,313.11	2,775.23
VIII	98.63	52.15	188.30	25.69	139.20	17.23	205.68	9.87
IX	37.90	11.11	47.09	14.43	25.22	15.16	68.79	0.00
X	285.40	658.77	156.61	1,397.26	107.91	567.01	585.19	436.46
XI	582.76	222.69	536.88	194.75	532.92	223.18	2,096.27	659.56
XII	103.26	1.92	66.46	2.00	56.84	3.38	669.56	5.93
CARAGA	3.79	0.77	5.74	2.32	6.08	0.66	937.99	8.46
NCR	177.31	6,131.16	210.41	7,162.03	224.37	8,218.85	421.12	6,308.88
Sub-Total	10,785.00	26,283.57	11,291.29	27,852.36	10,720.09	26,957.94	22,404.27	35,979.98
Grand Total	37,068.57		39,143.65		37,678.03		58,384.25	


Note:

- + Data is based on on the RTOC report submitted every cut-off time
- * No submitted report
- ** Fresh chilled chicken & MDM are not included
- *** Only from accredited facilities; inventory already in distribution channels are not included

Submitted by:

Noted by:


DR. RUDIO G. ABULENCIA
 SMCO/ OIG-POSMD Head
 National Meat Inspection Service


DR. CLARITA M. SANGCAL
 Executive Director
 National Meat Inspection Service



Republic of the Philippines
 DEPARTMENT OF AGRICULTURE
NATIONAL MEAT INSPECTION SERVICE
 No.4 Visayas Avenue, Brgy. Vasra, Quezon City
 Tel. No: 8-924-7980
 www.nmis.gov.ph | nmis@nmis.gov.ph

INVENTORY OF FROZEN PORK^b IN ACCREDITED COLD STORAGE^a

In Metric Tonnes (MT)


REGIONS	THIS WEEK +		LAST WEEK		LAST MONTH		LAST YEAR	
	July 8, 2024		July 1, 2024		June 10, 2024		July 10, 2023	
	Week 28		Week 27					
	Local	Imported	Local	Imported	Local	Imported	Local	Imported
I	0.00	171.98	0.00	167.73	0.00	114.87	0.00	1326.60
II	0.00	21.03	0.00	14.93	0.00	20.29	0.00	18.93
III	184.64	17,113.47	168.84	17,993.80	241.75	15,380.49	1,254.67	18,796.24
IV-A	174.91	15,756.14	169.62	17,303.82	148.96	16,561.82	409.95	23,334.94
IV-B	0.00	0.00	0.00	0.00	0.00	0.46	0.00	7.60
V	0.00	210.49	0.00	199.24	0.00	226.79	0.00	212.89
VI	1.27	379.56	1.61	411.05	0.00	500.50	18.22	139.61
VII	482.02	7,918.41	456.58	8,037.81	387.59	7,809.01	1,111.22	6,491.80
VIII	34.13	172.99	21.46	199.75	20.88	273.42	1.56	63.29
IX	0.00	35.69	0.00	31.07	0.00	35.43	0.00	0.00
X	0.00	844.20	0.00	750.37	0.00	986.48	15.95	519.82
XI	9.39	1,224.88	15.65	707.16	15.55	663.28	119.80	950.15
XII	2.40	128.95	3.69	123.47	25.45	120.03	3.69	318.11
CARAGA	0.00	14.77	0.00	4.86	0.00	0.02	0.00	16.80
NCR	53.54	9,141.59	56.06	10,772.04	55.96	11,857.11	62.07	15,380.30
Total	942.30	53,134.15	893.51	56,717.10	896.14	54,550.00	2,997.13	67,577.08
Grand Total	54,076.45		57,610.61		55,446.14		70,574.21	


Note:

- /a - stock inventory in accredited commercial & in-house cold storage (Slaughterhouses, Meat Processing Plants)
- /b - total of local and imported frozen pork /basic meat (carcass, primal parts & specialty cuts) inventory
- + Data is based on RTOC report submitted every cut off time
- * No submitted report

Submitted by:

Noted by:


DR. RUDIO G. ABULENCIA
 SMCO/ OIC POSMD Head
 National Meat Inspection Service


DR. CLARITA M. SANGCAL
 Executive Director
 National Meat Inspection Service