



Republic of the Philippines
 DEPARTMENT OF AGRICULTURE
NATIONAL MEAT INSPECTION SERVICE
 No.4 Visayas Avenue, Brgy. Vasra, Quezon City
 Tel. No: 8-924-7980
 www.nmis.gov.ph | nmis@nmis.gov.ph

INVENTORY OF DRESSED CHICKEN IN ACCREDITED COLD STORAGES*****

In Metric Tonnes (MT)


REGIONS	THIS WEEK +		LAST WEEK		LAST MONTH		LAST YEAR	
	July 15, 2024		July 8, 2024		June 17, 2024		July 17, 2023	
	Week 29		Week 28					
	Local	Imported	Local	Imported	Local	Imported	Local	Imported
I	67.96	56.89	71.59	53.20	109.10	121.88	153.37	323.12
II	138.65	43.55	182.03	27.19	275.63	16.98	647.90	17.08
III	6,323.45	6,727.19	6,990.49	7,409.56	6,469.72	5,832.95	8,985.43	10,858.87
IV-A	1,273.83	7,257.38	1,221.69	8,904.05	1,481.08	9,430.27	1,582.14	13,991.15
IV-B	66.90	17.19	67.31	35.39	223.51	50.94	333.56	160.67
V	169.15	96.93	217.38	78.02	230.65	132.41	399.08	52.70
VI	103.90	91.74	106.14	85.71	131.45	82.54	1,472.57	56.26
VII	706.32	2,425.08	639.32	2,611.88	636.26	1,772.83	2,235.54	2,576.24
VIII	90.74	49.06	98.63	52.15	91.82	15.48	138.56	9.87
IX	47.31	8.97	37.90	11.11	35.41	17.00	99.60	0.00
X	229.16	710.09	285.40	658.77	175.10	594.23	600.84	727.07
XI	696.97	215.00	582.76	222.69	535.19	213.41	2,152.79	566.06
XII	105.91	1.83	103.26	1.92	51.12	2.67	668.39	5.37
CARAGA	3.28	0.15	3.79	0.77	6.16	2.88	964.75	7.50
NCR	160.58	5,677.48	177.31	6,131.16	246.55	7,597.36	348.89	7,347.18
Sub-Total	10,184.11	23,378.53	10,785.00	26,283.57	10,698.75	25,883.83	20,783.41	36,699.14
Grand Total	33,562.64		37,068.57		36,582.58		57,482.55	


Note:

- + Data is based on on the RTOC report submitted every cut-off time
- * No submitted report
- ** Fresh chilled chicken & MDM are not included
- *** Only from accredited facilities; inventory already in distribution channels are not included

Submitted by:

Noted by:


DR. RUDIO G. ABULENCIA
 SMCO / OIC POSMD Head
 National Meat Inspection Service


DR. CLARITA M. SANGCAL
 Executive Director
 National Meat Inspection Service



Republic of the Philippines
 DEPARTMENT OF AGRICULTURE
NATIONAL MEAT INSPECTION SERVICE
 No.4 Visayas Avenue, Brgy. Vasra, Quezon City
 Tel. No: 8-924-7980
 www.nmis.gov.ph | nmis@nmis.gov.ph

INVENTORY OF FROZEN PORK^b IN ACCREDITED COLD STORAGE^a

In Metric Tonnes (MT)

REGIONS	THIS WEEK +		LAST WEEK		LAST MONTH		LAST YEAR	
	July 15, 2024		July 8, 2024		June 17, 2024		July 17, 2023	
	Week 29		Week 28					
	Local	Imported	Local	Imported	Local	Imported	Local	Imported
I	0.00	198.37	0.00	171.98	0.00	166.67	0.00	1,086.77
II	0.00	27.04	0.00	21.03	0.00	19.69	0.00	17.21
III	158.25	16,075.04	184.64	17,113.47	304.58	17,259.86	434.05	19,167.23
IV-A	158.87	18,001.14	174.91	15,756.14	146.18	18,937.78	261.73	22,384.09
IV-B	0.00	0.00	0.00	0.00	0.00	0.46	0.00	7.40
V	0.00	188.19	0.00	210.49	0.00	189.79	0.00	211.75
VI	1.27	352.41	1.27	379.56	0.00	397.18	36.02	135.12
VII	484.75	8,077.40	482.02	7,918.41	430.97	7,626.57	1,108.84	8,697.06
VIII	31.02	245.31	34.13	172.99	27.00	231.24	2.59	62.44
IX	0.00	31.19	0.00	35.69	0.00	38.71	0.00	0.00
X	0.00	1,316.80	0.00	844.20	0.00	1,347.06	16.55	745.81
XI	9.39	833.54	9.39	1,224.88	15.65	708.62	119.81	881.16
XII	2.79	110.56	2.40	128.95	10.82	110.89	3.34	277.00
CARAGA	0.00	7.65	0.00	14.77	0.00	1.80	0.00	36.55
NCR	49.08	8,931.38	53.54	9,141.59	51.55	11,785.85	178.95	16,921.42
Total	895.42	54,396.02	942.30	53,134.15	986.75	58,822.17	2,161.88	70,631.02
Grand Total	55,291.44		54,076.45		59,808.92		72,792.90	

Note:

/a - stock inventory in accredited commercial & in-house cold storage (Slaughterhouses, Meat Processing Plants)


/b - total of local and imported frozen pork/basic meat (carcass, primal parts & specialty cuts) inventory


+ Data is based on RTOC report submitted every cut off time

* No submitted report

Submitted by:

Noted by:


DR. RUDIO G. ABULENCIA
 SMCO//OIC POSMD Head
 National Meat Inspection Service


DR. CLARITA M. SANGCAL
 Executive Director
 National Meat Inspection Service