



Republic of the Philippines
 DEPARTMENT OF AGRICULTURE
NATIONAL MEAT INSPECTION SERVICE
 No.4 Visayas Avenue, Brgy. Vasra, Quezon City
 Tel. No: 8-924-7980
 www.nmis.gov.ph | nmis@nmis.gov.ph

INVENTORY OF FROZEN PORK^b IN ACCREDITED COLD STORAGE^a

In Metric Tonnes (MT)


REGIONS	THIS WEEK +		LAST WEEK		LAST MONTH		LAST YEAR	
	September 23, 2024		September 16, 2024		August 26, 2024		September 25, 2023	
	Week 39		Week 38					
	Local	Imported	Local	Imported	Local	Imported	Local	Imported
I	0.00	238.66	0.00	238.58	0.00	191.50	0.00	82.35
II	0.00	15.27	0.00	15.08	0.00	21.46	0.00	18.72
III	704.25	21,056.70	552.37	20,986.01	325.89	17,571.71	339.91	26,139.99
IV-A	447.51	23,262.78	291.46	22,390.36	234.23	20,786.03	185.52	17,496.51
IV-B	0.00	0.00	0.00	0.00	0.00	0.00	0.00	6.36
V	0.00	350.50	0.00	336.77	0.00	154.56	0.00	238.44
VI	57.06	488.82	0.35	488.82	0.81	491.43	10.71	62.16
VII	1,253.61	9,117.77	1,076.20	8,747.75	734.69	8,400.93	1,212.52	10,586.39
VIII	8.67	255.91	9.89	246.66	8.51	238.70	19.42	89.69
IX	0.00	14.84	0.00	24.72	0.00	26.00	0.00	55.98
X	82.39	1,354.09	39.87	1,273.01	2.62	1,023.36	7.87	1,302.31
XI	0.24	1,158.85	0.34	1,043.78	3.43	793.91	107.26	922.61
XII	7.76	160.39	5.64	128.70	3.24	131.27	38.40	386.75
CARAGA	0.00	10.79	0.00	15.33	0.00	9.82	0.00	11.07
NCR	102.43	11,633.22	96.25	11,301.77	87.44	9,034.31	61.47	23,425.77
Total	2,663.92	69,118.59	2,072.37	67,237.34	1,400.86	58,874.99	1,983.08	80,825.10
Grand Total	71,782.51		69,309.71		60,275.85		82,808.18	


Note:

- /a - stock inventory in accredited commercial & in-house cold storage (Slaughterhouses)
- /b - total of local and imported frozen pork/basic meat (carcass, primal parts & specialty cuts) inventory
- + Data is based on RTOC report submitted every cut off time
- * No submitted report

Submitted by:

Noted by:


DR. RUDIO G. ABULENCIA
 OIC, Chief POSMD


DR. ROBERTO S. UMALI
 OIC, Executive Director



Republic of the Philippines
 DEPARTMENT OF AGRICULTURE
NATIONAL MEAT INSPECTION SERVICE
 No.4 Visayas Avenue, Brgy. Vasra, Quezon City
 Tel. No: 8-924-7980
 www.nmis.gov.ph | nmis@nmis.gov.ph

INVENTORY OF DRESSED CHICKEN IN ACCREDITED COLD STORAGES*****

In Metric Tonnes (MT)


REGIONS	THIS WEEK +		LAST WEEK		LAST MONTH		LAST YEAR	
	September 23, 2024		September 16, 2024		August 26, 2024		September 25, 2023	
	Week 39		Week 38		Local	Imported	Local	Imported
I	100.93	90.45	106.83	68.20	93.27	139.73	92.48	58.71
II	267.33	16.50	229.92	13.20	286.39	9.44	188.15	41.98
III	6,645.47	6,856.38	6,951.85	6,678.36	5,988.49	5,772.88	6,979.82	12,549.87
IV-A	731.87	9,939.66	1,191.49	8,966.41	817.45	7,161.68	762.05	9,148.20
IV-B	256.39	35.01	208.37	34.08	59.57	44.56	259.54	101.09
V	272.41	119.73	237.17	147.82	206.57	125.54	197.19	44.63
VI	617.40	44.58	504.90	57.26	359.63	69.28	337.60	75.52
VII	653.18	2,632.96	724.09	2,642.52	802.16	1,699.76	1,777.80	2,135.45
VIII	137.48	29.97	157.94	35.20	144.47	38.64	280.86	11.62
IX	82.80	26.77	65.51	19.41	91.54	11.66	125.09	6.52
X	341.01	588.21	485.39	638.51	403.79	593.43	466.79	722.91
XI	843.89	223.85	795.20	163.63	772.40	207.46	1,665.45	463.98
XII	209.67	0.74	215.49	3.27	92.14	0.57	226.90	8.38
CARAGA	8.97	2.88	10.30	2.38	8.02	6.86	124.95	4.06
NCR	229.06	7,085.69	209.90	6,796.17	189.54	5,720.47	290.40	9,247.61
Sub-Total	11,397.86	27,693.38	12,094.35	26,266.42	10,315.43	21,601.96	13,775.07	34,620.53
Grand Total	39,091.24		38,360.77		31,917.39		48,395.60	


Note:

- + Data is based on on the RTOC report submitted every cut-off time
- * No submitted report
- ** Fresh chilled chicken & MDM are not included
- *** Only from accredited facilities; inventory already in distribution channels are not included

Submitted by:

Noted by:


DR. RUDIO G. ABULENCIA
 OIC, Chief POSMD


DR. ROBERTO S. UMALI
 OIC, Executive Director