



Republic of the Philippines
 DEPARTMENT OF AGRICULTURE
NATIONAL MEAT INSPECTION SERVICE
 No.4 Visayas Avenue, Brgy. Vasra, Quezon City
 Tel. No: 8-924-7980
 www.nmis.gov.ph | nmis@nmis.gov.ph

INVENTORY OF FROZEN PORK^b IN ACCREDITED COLD STORAGE^a


In Metric Tonnes (MT)

REGIONS	THIS WEEK +		LAST WEEK		LAST MONTH		LAST YEAR	
	November 11, 2024		November 4, 2024		October 14, 2024		November 13, 2023	
	Week 46		Week 45					
	Local	Imported	Local	Imported	Local	Imported	Local	Imported
I	0.00	320.45	0.00	262.00	0.00	356.91	0.00	154.16
II	0.00	11.25	0.00	13.15	0.00	11.48	0.00	15.38
III	948.55	28,244.90	1,067.39	28,407.46	902.85	24,480.87	309.47	23,465.25
IV-A	257.22	28,894.97	506.30	24,972.47	585.80	25,864.86	176.31	26,922.80
IV-B	0.00	0.00	0.00	0.00	0.00	0.00	0.00	6.08
V	0.00	406.85	0.00	427.31	0.00	294.20	0.00	232.47
VI	41.57	486.86	60.04	521.11	2.80	451.21	0.32	235.31
VII	1,172.60	10,907.81	1,191.54	9,996.69	1,313.15	9,624.28	967.15	11,494.68
VIII	17.28	317.39	18.07	258.18	40.27	278.30	18.21	89.63
IX	0.00	23.59	0.00	27.87	0.00	21.85	0.00	32.61
X	155.89	1,439.30	0.41	1,294.71	153.35	1,212.07	5.18	1,205.84
XI	0.20	1,483.00	0.24	1,480.50	0.24	1,440.23	59.38	848.04
XII	13.06	159.50	29.22	179.14	56.78	167.10	29.02	376.70
CARAGA	0.00	10.56	0.00	20.81	0.00	21.41	0.00	12.23
NCR	105.37	12,247.40	85.12	16,761.28	88.73	9,659.79	96.46	19,003.70
Total	2,711.74	84,953.83	2,958.33	84,622.68	3,143.97	73,884.56	1,661.50	84,094.88
Grand Total	87,665.57		87,581.01		77,028.53		85,756.38	

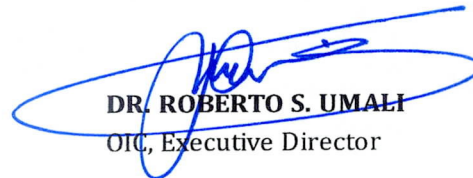
Note:

- /a - stock inventory in accredited commercial & in-house cold storage (Slaughterhouses)
- /b - total of local and imported frozen pork/basic meat (carcass, primal parts & specialty cuts) inventory
- + Data is based on RTOC report submitted every cut off time
- * No submitted report

Submitted by:


DR. ARMIE MARIEL M. SEBELLO
 OIC, POSMD

Noted by:


DR. ROBERTO S. UMALI
 OIC, Executive Director



Republic of the Philippines
 DEPARTMENT OF AGRICULTURE
NATIONAL MEAT INSPECTION SERVICE
 No.4 Visayas Avenue, Brgy. Vasra, Quezon City
 Tel. No: 8-924-7980
 www.nmis.gov.ph | nmis@nmis.gov.ph

INVENTORY OF DRESSED CHICKEN IN ACCREDITED COLD STORAGE*****

In Metric Tonnes (MT)


REGIONS	THIS WEEK +		LAST WEEK		LAST MONTH		LAST YEAR	
	November 11, 2024		November 4, 2024		October 14, 2024		November 13, 2023	
	Week 46		Week 45					
	Local	Imported	Local	Imported	Local	Imported	Local	Imported
I	88.87	217.54	143.14	237.81	180.20	135.61	293.52	113.82
II	420.67	14.56	518.24	9.59	402.37	16.66	596.15	26.84
III	9,672.41	11,160.89	9,679.63	11,166.62	7,228.32	8,452.06	9,192.86	8,284.02
IV-A	3,896.56	11,395.99	1,114.87	9,617.26	1,710.03	11,912.14	2,481.95	14,771.94
IV-B	382.58	30.40	383.36	41.87	323.48	16.91	279.93	87.61
V	247.64	143.70	223.42	118.36	371.16	118.08	365.62	26.06
VI	551.64	109.68	679.78	97.04	646.19	39.60	742.16	138.15
VII	1,067.70	2,382.78	1,252.32	2,564.48	923.07	2,793.53	2,905.00	3,204.31
VIII	287.58	16.61	245.13	20.94	283.56	20.13	327.37	17.79
IX	80.69	18.95	75.94	19.70	69.47	21.95	175.79	12.94
X	366.05	524.09	187.67	413.08	259.78	379.01	761.06	723.02
XI	531.76	330.22	549.89	299.06	857.65	194.15	1,489.94	518.89
XII	78.89	2.31	71.93	3.20	139.43	4.23	356.00	5.70
CARAGA	9.48	0.50	7.95	4.09	2.96	8.98	111.45	6.88
NCR	224.66	7,463.40	250.63	9,085.64	185.16	7,560.66	804.69	9,681.87
Sub-Total	17,907.18	33,811.62	15,383.90	33,698.74	13,582.83	31,673.70	20,883.49	37,619.84
Grand Total	51,718.80		49,082.64		45,256.53		58,503.33	


Note:

- + Data is based on on the RTOC report submitted every cut-off time
- * No submitted report
- ** Fresh chilled chicken & MDM are not included
- *** Only from accredited facilities; inventory already in distribution channels are not included

Submitted by:

Noted by:


DR. ARMIE MARIEL M. SEBELLO
 OIC, POSMD


DR. ROBERTO S. UMALI
 OIC, Executive Director