



Republic of the Philippines
 DEPARTMENT OF AGRICULTURE
NATIONAL MEAT INSPECTION SERVICE
 No.4 Visayas Avenue, Brgy. Vasra, Quezon City
 Tel. No: 8-924-7980
 www.nmis.gov.ph | nmis@nmis.gov.ph

INVENTORY OF FROZEN PORK^b IN ACCREDITED COLD STORAGE^a

In Metric Tonnes (MT)

REGIONS	THIS WEEK +		LAST WEEK		LAST MONTH		LAST YEAR	
	November 25, 2024		November 11, 2024		October 28, 2024		November 27, 2023	
	Week 48		Week 46					
	Local	Imported	Local	Imported	Local	Imported	Local	Imported
I	0.00	196.96	0.00	581.30	0.00	360.72	0.00	248.22
II	0.00	12.33	0.00	9.83	0.00	13.19	0.00	13.57
III	826.21	29,558.57	886.73	28,635.35	1,135.43	29,560.47	357.15	21,044.81
IV-A	396.46	33,905.05	505.82	33,230.51	562.43	28,441.00	222.48	24,082.07
IV-B	0.00	0.00	0.00	0.00	0.00	0.00	0.00	5.90
V	0.00	631.18	0.00	427.54	0.00	447.80	0.00	296.11
VI	44.02	479.96	2.71	217.04	48.85	499.03	0.32	358.87
VII	1,117.88	10,892.57	1,137.98	10,775.59	1,220.87	10,246.49	943.45	9,708.63
VIII	34.47	327.98	32.67	313.64	24.62	243.61	5.35	133.56
IX	0.00	22.36	0.00	29.13	0.00	25.16	0.00	35.14
X	143.53	1,546.87	146.79	1,459.50	9.66	1,495.85	3.09	1,486.51
XI	52.20	1,490.57	0.00	1,452.11	0.00	32.94	73.69	921.65
XII	14.16	159.06	62.88	163.27	11.14	119.47	10.84	343.74
CARAGA	0.00	34.70	0.00	41.96	0.00	30.15	0.00	25.08
NCR	140.49	18,703.14	93.97	17,708.24	59.07	15,764.85	397.48	19,714.19
Total	2,769.42	97,961.30	2,869.55	95,045.01	3,072.07	87,280.73	2,013.85	78,418.05
Grand Total	100,730.72		97,914.56		90,352.80		80,431.90	


Note:

- /a - stock inventory in accredited commercial & in-house cold storage (Slaughterhouses)
- /b - total of local and imported frozen pork /basic meat (carcass, primal parts & specialty cuts) inventory
- + Data is based on RTOC report submitted every cut off time
- * No submitted report

Submitted by:


 DR. ARMIE MARTEL M. SEBELLO
 OIC, POSMD

Noted by:


 DR. CLARITA M. SANGCAL
 Executive Director

"Safe Meat For All"
 NMIS is ISO 9001:2015 Certified



Republic of the Philippines
 DEPARTMENT OF AGRICULTURE
NATIONAL MEAT INSPECTION SERVICE
 No.4 Visayas Avenue, Brgy. Vasra, Quezon City
 Tel. No: 8-924-7980
 www.nmis.gov.ph | nmis@nmis.gov.ph

INVENTORY OF DRESSED CHICKEN IN ACCREDITED COLD STORAGE*****


In Metric Tonnes (MT)

REGIONS	THIS WEEK +		LAST WEEK		LAST MONTH		LAST YEAR	
	November 25, 2024		November 18, 2024		October 28, 2024		November 27, 2023	
	Week 48		Week 47					
	Local	Imported	Local	Imported	Local	Imported	Local	Imported
I	232.26	33.20	262.15	306.69	260.11	162.40	451.33	164.69
II	505.38	25.19	542.63	16.35	499.29	17.52	474.35	24.75
III	9,831.43	12,544.82	12,949.82	11,551.14	8,606.15	10,921.16	8,073.54	8,528.33
IV-A	1,733.59	15,261.13	1,348.52	14,700.26	1,236.09	12,842.27	2,126.17	12,251.37
IV-B	413.18	36.77	435.32	71.46	305.73	47.13	310.51	28.02
V	389.78	221.08	359.34	192.89	298.49	134.56	372.26	63.51
VI	443.02	92.48	146.87	46.07	674.23	149.80	1,016.97	140.90
VII	968.19	2,511.19	1,040.05	2,645.44	1,161.80	2,640.18	3,698.76	3,592.95
VIII	326.82	24.70	340.60	19.90	295.43	23.79	368.41	16.99
IX	98.35	20.98	80.83	23.39	47.23	18.28	150.07	12.05
X	180.90	416.01	188.22	446.30	271.19	526.38	919.16	696.01
XI	646.11	328.50	507.68	319.34	683.71	189.19	1,937.80	536.16
XII	47.94	1.76	54.82	2.46	83.77	2.39	416.69	4.42
CARAGA	4.40	7.56	4.46	0.54	6.19	5.07	125.07	11.67
NCR	336.45	9,869.67	320.73	10,169.70	272.09	7,752.18	1,257.86	9,679.63
Sub-Total	16,157.80	41,395.04	18,582.04	40,511.93	14,701.50	35,432.30	21,698.95	35,751.45
Grand Total	57,552.84		59,093.97		50,133.80		57,450.40	


Note:

- + Data is based on on the RTOC report submitted every cut-off time
- * No submitted report
- ** Fresh chilled chicken & MDM are not included
- *** Only from accredited facilities; inventory already in distribution channels are not included

Submitted by:


 DR. ARMIE MARIEL M. SEBELLO
 OIC, POSMD

Noted by:


 DR. CLARITA M. SANGCAL
 Executive Director

"Safe Meat For All"
 NMIS is ISO 9001:2015 Certified