



Republic of the Philippines
 DEPARTMENT OF AGRICULTURE
NATIONAL MEAT INSPECTION SERVICE
 No.4 Visayas Avenue, Brgy. Vasra, Quezon City
 Tel. No: 8-924-7980
 www.nmis.gov.ph | nmis@nmis.gov.ph

INVENTORY OF DRESSED CHICKEN IN ACCREDITED COLD STORAGES*****


In Metric Tonnes (MT)

REGIONS	THIS WEEK +		LAST WEEK		LAST MONTH		LAST YEAR	
	December 9, 2024		December 2, 2024		November 11, 2024		December 11, 2023	
	Week 50		Week 49		Local	Imported	Local	Imported
Local	Imported	Local	Imported					
I	199.79	276.14	227.99	220.75	88.87	217.54	403.56	120.90
II	467.91	44.72	479.16	43.81	420.67	14.56	440.57	0.00
III	9,332.87	13,003.15	9,944.76	12,464.57	9,672.41	11,160.89	8,933.27	10,340.96
IV-A	2,340.39	15,171.76	2,218.69	15,333.08	3,896.56	11,395.99	2,239.31	10,169.63
IV-B	367.70	55.42	415.97	76.79	382.58	30.40	284.32	57.37
V	388.15	214.29	386.45	202.37	247.64	143.70	568.50	81.20
VI	503.76	90.42	442.74	79.25	551.64	109.68	895.78	121.82
VII	946.03	2,226.94	990.39	2,426.33	1,067.70	2,382.78	3,844.52	4,210.19
VIII	330.17	32.27	312.53	31.52	287.58	16.61	363.15	15.74
IX	49.66	21.17	51.21	24.86	80.69	18.95	136.72	2.38
X	194.49	435.52	265.79	453.59	366.05	524.09	835.08	706.10
XI	619.59	271.29	641.33	293.51	531.76	330.22	2,286.77	506.75
XII	75.04	1.47	72.34	1.70	78.89	2.31	534.25	4.06
CARAGA	12.24	5.27	6.21	4.95	9.48	0.50	127.62	12.18
NCR	224.07	11,794.74	251.77	11,025.76	224.66	7,463.40	1,030.89	9,207.24
Sub-Total	16,051.86	43,644.57	16,707.33	42,682.84	17,907.18	33,811.62	22,924.31	35,556.52
Grand Total	59,696.43		59,390.17		51,718.80		58,480.83	

Note:


- + Data is based on on the RTOC report submitted every cut-off time
- * No submitted report
- ** Fresh chilled chicken & MDM are not included
- *** Only from accredited facilities; inventory already in distribution channels are not included

Submitted by:


DR. ARMIE MARIEL M. SEBELLO
 OIC, POSMD

Noted by:


DR. CLARITA M. SANGCAL
 Executive Director


DR. ROBERTO S. UMALI
 Deputy Executive Director

"Safe Meat For All"
 NMIS is ISO 9001:2015 Certified



Republic of the Philippines
 DEPARTMENT OF AGRICULTURE
NATIONAL MEAT INSPECTION SERVICE
 No.4 Visayas Avenue, Brgy. Vasra, Quezon City
 Tel. No: 8-924-7980
 www.nmis.gov.ph | nmis@nmis.gov.ph

INVENTORY OF FROZEN PORK^b IN ACCREDITED COLD STORAGE^a


In Metric Tonnes (MT)

REGIONS	THIS WEEK +		LAST WEEK		LAST MONTH		LAST YEAR	
	December 9, 2024		December 2, 2024		November 11, 2024		December 11, 2023	
	Week 50		Week 49					
	Local	Imported	Local	Imported	Local	Imported	Local	Imported
I	0.00	418.53	0.00	461.56	0.00	320.45	0.00	313.13
II	0.00	18.44	0.00	14.91	0.00	11.25	0.00	21.23
III	902.99	32,687.44	833.51	28,878.52	948.55	28,244.90	367.82	21,249.47
IV-A	1,057.07	35,212.09	296.77	34,468.78	257.22	28,894.97	209.04	19,620.99
IV-B	0.00	0.00	0.00	0.00	0.00	0.00	0.00	5.62
V	0.00	0.00	0.00	439.18	0.00	406.85	0.00	265.75
VI	35.90	851.77	3.04	612.67	41.57	486.86	0.32	355.81
VII	1,101.32	11,135.25	1,111.92	11,105.50	1,172.60	10,907.81	779.96	11,423.10
VIII	18.57	317.99	25.66	326.12	17.28	317.39	5.46	126.92
IX	0.00	19.47	0.00	22.81	0.00	23.59	0.00	7.88
X	3.17	1,074.99	169.16	1,610.38	155.89	1,439.30	2.42	1,913.97
XI	2.28	1,614.27	8.48	1,700.72	0.20	1,483.00	54.83	1,043.39
XII	28.69	191.84	30.66	152.82	13.06	159.50	1.78	288.15
CARAGA	0.00	32.46	0.00	33.73	0.00	10.56	0.00	13.55
NCR	189.93	20,528.87	207.91	20,291.29	105.37	12,247.40	305.03	17,471.60
Total	3,339.92	104,103.41	2,687.11	100,118.99	2,711.74	84,953.83	1,726.66	74,120.56
Grand Total	107,443.33		102,806.10		87,665.57		75,847.22	

Note:


- /a - stock inventory in accredited commercial & in-house cold storage (Slaughterhouses)
- /b - total of local and imported frozen pork/basic meat (carcass, primal parts & specialty cuts) inventory
- + Data is based on RTOC report submitted every cut off time
- * No submitted report

Submitted by:


DR. ARMIE MARIEL M. SEBELLO
 OIC, POSMD

Noted by:


DR. CLARITA M. SANGCAL
 Executive Director


DR. ROBERTO S. UMALI
 Deputy Executive Director