



Republic of the Philippines
 DEPARTMENT OF AGRICULTURE
NATIONAL MEAT INSPECTION SERVICE
 No.4 Visayas Avenue, Brgy. Vasra, Quezon City
 Tel. No: 8-924-7980
 www.nmis.gov.ph | nmis@nmis.gov.ph

INVENTORY OF FROZEN PORK^b IN ACCREDITED COLD STORAGE^a


In Metric Tonnes (MT)

REGIONS	THIS WEEK +		LAST WEEK		LAST MONTH		LAST YEAR	
	December 23, 2024		December 16, 2024		November 25, 2024		December 25, 2023	
	Week 52		Week 51					
	Local	Imported	Local	Imported	Local	Imported	Local	Imported
I	20.50	278.25	20.50	410.94	0.00	196.96	0.00	313.76
II	0.00	4.17	0.00	8.35	0.00	12.33	0.00	12.01
III	796.19	25,899.65	796.09	31,486.81	826.21	29,558.57	191.76	20,483.56
IV-A	381.50	14,915.79	436.27	34,655.00	396.46	33,905.05	176.97	19,082.18
IV-B	0.00	0.00	0.00	0.00	0.00	0.00	0.00	4.52
V	0.00	395.35	0.00	10.89	0.00	631.18	0.00	288.46
VI	38.04	599.00	38.75	693.46	44.02	479.96	0.13	467.49
VII	1,128.58	11,707.41	1,092.29	11,008.67	1,117.88	10,892.57	828.18	11,195.67
VIII	16.30	175.12	21.69	246.92	34.47	327.98	27.22	99.80
IX	0.00	15.77	0.00	17.00	0.00	22.36	0.00	31.09
X	101.78	1,156.57	110.07	1,877.96	143.53	1,546.87	0.00	1,498.84
XI	12.19	1,852.54	0.00	1,848.37	52.20	1,490.57	72.48	832.37
XII	11.95	21.05	23.65	159.73	14.16	159.06	6.65	230.55
CARAGA	0.00	29.78	0.00	9.53	0.00	34.70	0.00	6.20
NCR	72.20	17,917.16	94.45	22,061.19	140.49	18,703.14	66.39	17,951.93
Total	2,579.23	74,967.61	2,633.76	104,494.82	2,769.42	97,961.30	1,369.78	72,498.43
Grand Total	77,546.84		107,128.58		100,730.72		73,868.21	

Note:

- /a - stock inventory in accredited commercial & in-house cold storage (Slaughterhouses)
- /b - total of local and imported frozen pork/basic meat (carcass, primal parts & specialty cuts) inventory
- + Data is based on RTOC report submitted every cut off time
- * No submitted report

Submitted by:


DR. ARMIE MARIEL M. SEBELLO
 OIC, POSMD

Noted by:


DR. CLARITA M. SANGCAL
 Executive Director



Republic of the Philippines
 DEPARTMENT OF AGRICULTURE
NATIONAL MEAT INSPECTION SERVICE
 No.4 Visayas Avenue, Brgy. Vasra, Quezon City
 Tel. No: 8-924-7980
 www.nmis.gov.ph | nmis@nmis.gov.ph

INVENTORY OF DRESSED CHICKEN IN ACCREDITED COLD STORAGES*****


In Metric Tonnes (MT)

REGIONS	THIS WEEK +		LAST WEEK		LAST MONTH		LAST YEAR	
	December 23, 2024		December 16, 2024		November 25, 2024		December 25, 2023	
	Week 52		Week 51					
	Local	Imported	Local	Imported	Local	Imported	Local	Imported
I	98.79	254.06	164.24	330.30	232.26	33.20	358.17	328.99
II	329.92	7.82	405.48	32.86	505.38	25.19	378.26	0.00
III	7,543.67	11,116.82	9,803.79	13,293.27	9,831.43	12,544.82	9,241.98	8,315.49
IV-A	1,414.32	6,806.89	1,921.03	12,390.05	1,733.59	15,261.13	2,308.06	15,071.89
IV-B	198.06	56.81	0.00	0.00	413.18	36.77	304.06	42.10
V	285.04	51.96	373.32	216.25	389.78	221.08	477.42	124.94
VI	315.78	76.39	488.52	96.73	443.02	92.48	849.64	137.68
VII	678.77	2,607.53	800.65	2,464.84	968.19	2,511.19	2,959.28	2,856.23
VIII	86.00	17.66	261.17	28.48	326.82	24.70	258.96	17.39
IX	35.84	34.12	54.41	36.06	98.35	20.98	142.91	8.20
X	81.68	221.76	229.14	430.89	180.90	416.01	574.00	764.21
XI	410.06	271.87	543.65	290.13	646.11	328.50	1,697.19	380.53
XII	9.13	0.00	73.95	1.34	47.94	1.76	509.68	5.60
CARAGA	6.57	5.90	4.62	5.50	4.40	7.56	75.52	11.68
NCR	280.74	8,941.74	27.77	11,341.23	336.45	9,869.67	617.14	10,458.57
Sub-Total	11,774.37	30,471.33	15,151.74	40,957.93	16,157.80	41,395.04	20,752.27	38,523.50
Grand Total	42,245.70		56,109.67		57,552.84		59,275.77	

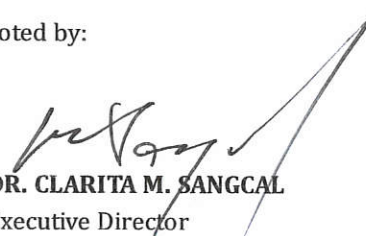
Note:

- + Data is based on on the RTOC report submitted every cut-off time
- * No submitted report
- ** Fresh chilled chicken & MDM are not included
- *** Only from accredited facilities; inventory already in distribution channels are not included

Submitted by:


DR. ARMIE MARIEL M. SEBELLO
 OIC, FOSMD

Noted by:


DR. CLARITA M. SANGCAL
 Executive Director