



Republic of the Philippines
 DEPARTMENT OF AGRICULTURE
NATIONAL MEAT INSPECTION SERVICE
 No.4 Visayas Avenue, Brgy. Vasra, Quezon City
 Tel. No: 8-924-7980
 www.nmis.gov.ph | nmis@nmis.gov.ph


INVENTORY OF FROZEN PORK^b IN ACCREDITED COLD STORAGE^a
 In Metric Tonnes (MT)

REGIONS	THIS WEEK +		LAST WEEK		LAST MONTH		LAST YEAR	
	January 6, 2025		December 30, 2024		December 9, 2024		January 8, 2024	
	Week 1		Week 53		Local	Imported	Local	Imported
	Local	Imported	Local	Imported				
I	20.50	336.82	20.50	180.52	0.00	418.53	0.00	227.23
II	0.00	14.27	0.00	5.28	0.00	18.44	0.00	11.92
III	823.28	28,814.78	740.06	25,917.28	902.99	32,687.44	381.24	19,734.90
IV-A	394.84	26,597.87	409.72	28,148.22	1,057.07	35,212.09	83.43	19,060.25
IV-B	0.00	0.00	0.00	0.00	0.00	0.00	0.00	5.16
V	0.00	315.42	0.00	381.78	0.00	0.00	0.00	207.54
VI	35.50	527.25	41.74	563.76	35.90	851.77	9.89	440.25
VII	988.41	10,059.12	1,070.51	10,994.49	1,101.32	11,135.25	667.33	11,337.30
VIII	14.68	214.06	43.95	188.65	18.57	317.99	19.25	30.46
IX	0.00	11.46	0.00	14.75	0.00	19.47	0.00	24.20
X	19.09	2,075.60	60.46	1,431.14	3.17	1,074.99	0.00	1,556.30
XI	0.00	1,695.07	4.70	1,763.58	2.28	1,614.27	48.41	864.28
XII	13.16	150.06	14.77	131.27	28.69	191.84	0.00	0.00
CARAGA	0.00	26.14	0.00	34.78	0.00	32.46	0.00	3.16
NCR	65.84	8,550.35	93.79	19,702.46	189.93	20,528.87	30.52	17,735.28
Total	2,375.30	79,388.27	2,500.20	89,457.96	3,339.92	104,103.41	1,240.07	71,238.23
Grand Total	81,763.57		91,958.16		107,443.33		72,478.30	


Note:

- /a - stock inventory in accredited commercial & in-house cold storage (Slaughterhouses)
- /b - total of local and imported frozen pork/basic meat (carcass, primal parts & specialty cuts) inventory
- + Data is based on RTOC report submitted every cut off time
- * No submitted report

Submitted by:


DR. RUDIO G. ABULENCIA
 OIC, POSMD

Noted by:


DR. ROBERTO S. UMALI
 OIC Executive Director



Republic of the Philippines
 DEPARTMENT OF AGRICULTURE
NATIONAL MEAT INSPECTION SERVICE
 No.4 Visayas Avenue, Brgy. Vasra, Quezon City
 Tel. No: 8-924-7980
 www.nmis.gov.ph | nmis@nmis.gov.ph

INVENTORY OF DRESSED CHICKEN IN ACCREDITED COLD STORAGE*****

In Metric Tonnes (MT)


REGIONS	THIS WEEK +		LAST WEEK		LAST MONTH		LAST YEAR	
	January 6, 2025		December 30, 2024		December 9, 2024		January 8, 2024	
	Week 1		Week 53					
	Local	Imported	Local	Imported	Local	Imported	Local	Imported
I	74.51	242.41	85.73	245.85	199.79	276.14	276.26	305.58
II	278.17	14.27	401.2	12.07	467.91	44.72	394.26	22.17
III	7,256.53	9,493.27	7,555.80	9,585.77	9,332.87	13,003.15	9,312.49	7,395.29
IV-A	1,489.35	12,515.46	1,433.32	11,766.62	2,340.39	15,171.76	2,011.46	11,446.14
IV-B	68.68	152.77	185.33	27.04	367.70	55.42	356.64	69.12
V	237.47	134.17	217.02	174.28	388.15	214.29	293.97	82.77
VI	151.32	52.77	199.30	70.09	503.76	90.42	503.92	161.09
VII	464.72	2,552.21	642.34	2,501.73	946.03	2,226.94	3,141.13	3,787.45
VIII	151.04	23.58	152.01	26.79	330.17	32.27	194.55	18.43
IX	9.21	37.77	7.17	32.72	49.66	21.17	103.12	10.18
X	28.05	297.95	52.67	291.32	194.49	435.52	430.56	735.55
XI	557.95	334.94	465.93	379.85	619.59	271.29	1,590.77	503.79
XII	18.53	4.85	16.26	1.04	75.04	1.47	517.14	5.73
CARAGA	11.95	5.49	6.57	13.80	12.24	5.27	70.53	3.17
NCR	204.73	8,550.35	125.83	9,545.75	224.07	11,794.74	610.37	10,809.47
Sub-Total	11,002.21	34,412.26	11,546.48	34,674.72	16,051.86	43,644.57	19,807.17	35,355.93
Grand Total	45,414.47		46,221.20		59,696.43		55,163.10	


Note:

- + Data is based on the RTOC report submitted every cut-off time
- * No submitted report
- ** Fresh chilled chicken & MDM are not included
- *** Only from accredited facilities; inventory already in distribution channels are not included

Submitted by:

Noted by:


DR. RUDIO G. ABULENCIA
 OIC, POSMD


DR. ROBERTO S. UMALI
 OIC, Executive Director

"Safe Meat For All"
 NMIS is ISO 9001:2015 Certified