



Republic of the Philippines  
 DEPARTMENT OF AGRICULTURE  
**NATIONAL MEAT INSPECTION SERVICE**  
 No.4 Visayas Avenue, Brgy. Vasra, Quezon City  
 Tel. No: 8-924-7980  
 www.nmis.gov.ph | nmis@nmis.gov.ph

**INVENTORY OF DRESSED CHICKEN\*\* IN ACCREDITED COLD STORAGES AND MEAT DISTRIBUTION CENTERS\*\*\***

In Metric Tonnes (MT)


REGIONS	THIS WEEK +		LAST WEEK +		LAST MONTH		LAST YEAR	
	October 20, 2025		October 13, 2025		September 22, 2025		October 14, 2024	
	Week 42		Week 41					
	Local	Imported	Local	Imported	Local	Imported	Local	Imported
I	434.45	382.39	431.70	367.75	256.36	306.20	180.20	135.61
II	479.79	26.07	295.19	31.13	438.47	34.72	402.37	16.66
III	10,092.13	9,047.75	9,006.16	8,169.35	5,920.27	10,067.29	7,228.32	8,452.06
IV-A	6,637.92	13,245.12	6,255.30	12,711.32	4,187.67	10,843.93	1,710.03	11,912.14
IV-B	434.69	81.69	355.39	90.99	205.61	54.92	323.48	16.91
V	476.26	175.26	472.27	170.29	522.73	148.59	371.16	118.08
VI	701.11	115.28	600.97	116.26	786.00	89.90	646.19	39.60
VII	2,501.60	1,865.04	2,130.31	2,402.21	1,172.57	1,780.71	923.07	2,793.53
VIII	357.66	47.00	377.42	13.54	183.83	16.87	283.56	20.13
IX	92.63	30.20	110.37	15.20	84.17	17.89	69.47	21.95
X	1,579.47	1,068.82	1,250.48	1,043.76	1,062.21	594.00	259.78	379.01
XI	2,187.59	516.35	2,265.80	445.86	2,021.64	262.32	857.65	194.15
XII	840.61	57.95	845.20	62.86	743.52	70.43	139.43	4.23
CAR	11.00	0.00	9.30	0.00	16.00	0.00		
CARAGA	7.27	9.77	10.76	8.35	7.28	3.70	2.96	8.98
NCR	442.04	7,434.45	442.04	7,204.66	482.36	4,985.91	185.16	7,560.66
NIR	828.76	311.58	888.74	262.16	378.17	279.70		
<b>Sub-Total</b>	<b>28,104.98</b>	<b>34,414.72</b>	<b>25,747.40</b>	<b>33,115.69</b>	<b>18,468.86</b>	<b>29,557.08</b>	<b>13,582.83</b>	<b>31,673.70</b>
<b>Grand Total</b>	<b>62,519.70</b>		<b>58,863.09</b>		<b>48,025.94</b>		<b>45,256.53</b>	


**Note:**

- + Data is based on the RTOC report submitted every cut-off time
- \* No submitted report
- \*\* Fresh chilled chicken & MDM are not included
- \*\*\* Only from accredited facilities; including Meat Distribution Centers

Submitted by:

Noted by:

  
**CHERYL ROSE B. CAYAD-AN, DVM, MDM**  
 POSMD Chief

  
**ROBERTO S. UMALI, DVM**  
 Officer-in-Charge, Executive Director



Republic of the Philippines  
 DEPARTMENT OF AGRICULTURE  
**NATIONAL MEAT INSPECTION SERVICE**  
 No.4 Visayas Avenue, Brgy. Vasra, Quezon City  
 Tel. No: 8-924-7980  
 www.nmis.gov.ph | nmis@nmis.gov.ph

**INVENTORY OF FROZEN PORK<sup>b</sup> IN ACCREDITED COLD STORAGE AND MEAT DISTRIBUTION CENTERS<sup>a</sup>**

In Metric Tonnes (MT)

REGIONS	THIS WEEK +		LAST WEEK +		LAST MONTH		LAST YEAR	
	October 20, 2025		October 13, 2025		September 22, 2025		October 14, 2024	
	Week 42		Week 41					
	Local	Imported	Local	Imported	Local	Imported	Local	Imported
I	4.31	580.46	2.64	634.50	3.28	780.86	0.00	356.91
II	0.00	18.50	0.00	20.13	0.00	23.75	0.00	11.48
III	375.98	29,395.19	410.64	29,714.27	214.79	30,557.60	902.85	24,480.87
IV-A	346.08	35,761.11	411.69	32,388.35	182.50	33,810.24	585.80	25,864.86
IV-B	26.34	0.00	22.66	0.00	19.73	0.00	0.00	0.00
V	0.00	449.47	0.00	476.47	0.00	501.17	0.00	294.20
VI	1.34	784.26	2.82	765.88	7.38	671.72	2.80	451.21
VII	1,326.14	10,104.61	1,213.20	9,678.58	539.38	9,424.93	1,313.15	9,624.28
VIII	5.10	381.64	6.77	313.87	4.55	397.04	40.27	278.30
IX	0.00	16.10	0.00	20.87	0.00	24.43	0.00	21.85
X	9.09	1,650.53	5.25	1,744.40	4.22	1,493.69	153.35	1,212.07
XI	0.00	2,792.97	0.00	2,654.95	0.00	2,306.67	0.24	1,440.23
XII	830.59	343.54	774.42	351.18	752.34	301.86	56.78	167.10
CAR	0.00	15.00	0.00	17.00	0.00	17.25		
CARAGA	0.00	28.28	0.00	27.83	0.00	27.68	0.00	21.41
NCR	386.96	16,505.70	383.29	17,015.98	243.56	16,295.19	88.73	9,659.79
NIR	0.00	1,478.89	0.00	1,494.54	0.00	1,013.18		
<b>Total</b>	<b>3,311.93</b>	<b>100,306.25</b>	<b>3,233.38</b>	<b>97,318.80</b>	<b>1,971.73</b>	<b>97,647.26</b>	<b>3,143.97</b>	<b>73,884.56</b>
<b>Grand Total</b>	<b>103,618.18</b>		<b>100,552.18</b>		<b>99,618.99</b>		<b>77,028.53</b>	

Note:

*a - stock inventory in accredited commercial & in-house cold storage (Slaughterhouses) and meat distribution centers*

*b - total of local and imported frozen pork /basic meat (carcass, primal parts & specialty cuts) inventory*


+ Data is based on RTOC report submitted every cut off time

\* No submitted report

Submitted by:

Noted by:

  
**CHERYL ROSE B. CAYAD-AN, DVM, MDM**  
 POSMD Chief

  
**ROBERTO S. UMALI, DVM**  
 Officer-in-Charge, Executive Director

*"Safe Meat For All"*  
 NMIS is ISO 9001:2015 Certified