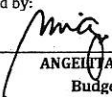
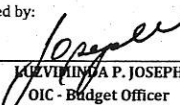



National Meat Inspection Service  
Statement of Allotment, Obligations and Balances  
As of December 31, 2015

DRA	ALLOTMENT				OBLIGATIONS				BALANCE			
	PS	FOOD	TO	TOTAL	PS	FOOD	TO	TOTAL	PS	FOOD	TO	TOTAL
<b>A. PROGRAMS</b>	126,667,000.00	125,517,000.00	-	252,184,000.00	126,664,240.00	121,236,893.77	-	247,901,133.77	2,760.00	4,280,106.23	-	4,282,866.23
<b>A.01 GASS</b>												
A.01.a GASS	5,896,000.00	30,182,000.00		36,078,000.00	5,896,000.00	30,180,554.96		36,076,554.96	-	1,445.04	-	1,445.04
Sub-Total	5,896,000.00	30,182,000.00	-	36,078,000.00	5,896,000.00	30,180,554.96	-	36,076,554.96	-	1,445.04	-	1,445.04
<b>A.03 OPERATIONS</b>	120,771,000.00	95,335,000.00	-	216,106,000.00	120,768,240.00	91,056,338.81	-	211,824,578.81	2,760.00	4,278,661.19	-	4,281,421.19
<b>A.03.a Meat Safety Assurance Program</b>												
A.03.a.1 Meat Inspection and Enforcement	61,970,000.00	25,020,000.00		86,990,000.00	61,969,006.00	23,733,062.01		85,702,068.01	994.00	1,286,937.99	-	1,287,931.99
A.03.a.2 Deputation Services		6,000,000.00		6,000,000.00		5,215,051.37		5,215,051.37	-	784,948.63	-	784,948.63
Sub-Total	61,970,000.00	31,020,000.00	-	92,990,000.00	61,969,006.00	28,948,113.38	-	90,917,119.38	994.00	2,071,886.62	-	2,072,880.62
<b>A.03.b Accreditation and Registration Program</b>												
A.03.b.1 Accreditation of Meat Establishments/Importers/Exporter	58,801,000.00	34,115,000.00		92,916,000.00	58,799,234.00	34,113,262.52		92,912,496.52	1,766.00	1,737.48	-	3,503.48
A.03.b.3 Registration of Meat		30,200,000.00		30,200,000.00		27,994,962.91		27,994,962.91	-	2,205,037.09	-	2,205,037.09
Sub-Total	58,801,000.00	64,315,000.00	-	123,116,000.00	58,799,234.00	62,108,225.43	-	120,907,459.43	1,766.00	2,206,774.57	-	2,208,540.57
<b>B. AUTOMATIC APPROPRIATIONS</b>	12,192,231.00	84,504,000.00	80,000,000.00	176,696,231.00	12,192,231.00	84,401,530.00	75,095,324.00	171,689,085.00	-	102,470.00	4,904,676.00	5,007,146.00
Retirement and Life Insurance Premiums	12,192,231.00			12,192,231.00	12,192,231.00			12,192,231.00	-	-	-	-
Special Account in the General Fund		84,504,000.00	80,000,000.00	164,504,000.00		84,401,530.00	75,095,324.00	159,496,854.00	-	102,470.00	4,904,676.00	5,007,146.00
A.03.a.3 Meat Inspection Service Development Program		34,504,000.00	80,000,000.00	114,504,000.00		34,464,586.00	75,095,324.00	109,559,910.00	-	39,414.00	4,904,676.00	4,944,090.00
A.03.b.2 Meat Establishment Improvement Program		50,000,000.00		50,000,000.00		49,936,944.00		49,936,944.00	-	63,056.00	-	63,056.00
<b>C. Miscellaneous Personnel Benefits Fund</b>	20,477,224.87			20,477,224.87	20,477,224.87			20,477,224.87	-	-	-	-
Terminal Leave	2,386,731.87			2,386,731.87	2,386,731.87			2,386,731.87	-	-	-	-
Retirement Benefits									-	-	-	-
Additional Compensation (PEI)	8,339,623.00			8,339,623.00	8,339,623.00			8,339,623.00	-	-	-	-
Performance Based Bonus (civilian)	9,750,870.00			9,750,870.00	9,750,870.00			9,750,870.00	-	-	-	-
Sub-Total, CURRENT APPROPRIATIONS	159,336,455.87	210,021,000.00	80,000,000.00	449,357,455.87	159,333,695.87	205,638,423.77	75,095,324.00	440,067,443.64	2,760.00	4,382,576.23	4,904,676.00	9,290,012.23
<b>D. CONTINUING APPROPRIATIONS</b>												
<b>III. NATIONAL LIVESTOCK PROJECT</b>												
A.03.b.1 Accreditation of Meat Establishments/Importers/Exporter		220,505.00	1,575,729.00	1,796,234.00		220,505.00	1,573,791.20	1,794,296.20	-	-	1,937.80	1,937.80
Sub-Total, Continuing Appropriation	-	220,505.00	1,575,729.00	1,796,234.00	-	220,505.00	1,573,791.20	1,794,296.20	-	-	1,937.80	1,937.80
<b>Grand Total</b>	159,336,455.87	210,241,505.00	81,575,729.00	451,153,689.87	159,333,695.87	205,858,928.77	76,669,115.20	441,861,739.84	2,760.00	4,382,576.23	4,906,613.80	9,291,950.03

Prepared by:   
ANGELITA C. SIAPNO  
Budget Staff

Noted by:   
KEVIN P. JOSEPH  
OIC - Budget Officer

Approved by:   
DR. MINDA S. MANANTAN  
Executive Director

RECAPITULATION:

FUND SOURCE	ALLOTMENT	OBLIGATIONS	BALANCE
REGULAR	284,853,456	280,570,590	4,282,866
FUND 151	164,504,000	159,496,854	5,007,146
<b>TOTAL</b>	<b>449,357,456</b>	<b>440,067,444</b>	<b>9,290,012</b>

DEPARTMENT OF AGRICULTURE  
Budget Division  
**RECEIVED**  
FEB 01 2016  
