




Republic of the Philippines
DEPARTMENT OF AGRICULTURE
NATIONAL MEAT INSPECTION SERVICE

No.4 Visayas Avenue, Brgy. V. V. V., Quezon City
Tel. Nos. 924-7980, 921-4477; Fax No. 456-0368
Website: www.nmis.gov.ph
e-mail: nmis@nmis.gov.ph

DEPARTMENT OF AGRICULTURE
Office of Undersecretary for Policy & Planning



BY: Rubon

10 January 2018

MEMORANDUM

FOR : **U/SEC. SEGFREDO R. SERRANO**
Undersecretary for Policy, Planning, Project Development,
Research and Development and Regulations

FROM : **THE EXECUTIVE DIRECTOR**

SUBJECT: **SUBMISSION OF 4th QUARTER BUDGET ACCOUNTABILITY REPORT
(BAR) 1 FORM 2017**

We are pleased to submit the DA-NMIS 4th Quarter BAR 1 Form 2017:

For your information and reference.

DR. ERNESTO S. GONZALES

The production of clean, wholesome, healthy and sound meat for food is the concern of everyone.

Department	:	AGRICULTURE
Agency Unit	:	NATIONAL MEAT INSPECTION SERVICE
Operating Unit	:	
Organization Code (UACS)	:	05 009 00 00000

Particulars	UACS CODE	Physical Targets*					Physical Accomplishments										PHYSICAL VARIANCE (as of 4th Quarter CY 2017)		
		1st Quarter	2nd Quarter	3rd Quarter	4th Quarter	Total 7=(3+4+5+6)	1st Quarter	%	2nd Quarter	%	3rd Quarter	%	4th Quarter	%	Total (16)=(8)+(1 0)+(12)+(1 4)	% (17)=(16)/ (7)*100	Variance = (Accomp)- (Target) (18)= (16)-(7)	Justifications/Valid reason for the delay in the achievement of Targets (Variance)	Actions Taken/ Propose Solution
1	2	3	4	5	6	7	8	9	10	11	12	13	14	15	16	17	18	19	20
OPERATIONS																			
MFO 1: MEAT REGULATION SERVICES																			
P1 . Regulatory Documents Issuances																			
1. Number of permits, licenses, certificates and accreditations on agriculture entities issued		111,119	1,127,921	550,264	101,005	1,890,309	504,604		865,589		614,716		648,077		2,632,956	100%	742,677	Based on the number of product registration, certification & accreditation issued from Oct-Dec 2017 (HACCP Products & ME Certified, MMPIC, COMI, OMIC, eVQMILL, Accredited Mes, Importers, Exporters, FMEs, Fabricators, LRMEs, Meat Delivery Van, Meat Inspectors)	
1.1 Meat Inspection and Enforcement																			
a. Operational and Inspection (HACCP based)																			
- HACCP certified products		18	44	13	13	88	51		51		56		41		162	184%	74		
- HACCP certified MUs		17	9	10	1	77	5		29		30		2		85	110%	8	Based on the HACCP certified products & ME's that expired & renewed during the Q4	
b. GMP, SSO and GOP Certification																			
- Meat Establishment Certified		59	169	11	99	338	39		39		110		87		275	81%	-63		
c. Line Inspection System																			

ATTACHMENT 1: BAR NO. 1
 QUARTERLY PHYSICAL REPORT OF OPERATION
 As of October to December 2017

Department : AGRICULTURE
 Agency Unit : NATIONAL MEAT INSPECTION SERVICE
 Operating Unit :
 Organization Code (UACS) : 05 009 00 00000

☐ Current Year Appropriations
☐ Supplemental Appropriations
☐ Continuing Appropriations
☐ Off-Budget Account

Particulars	UACS CODE	Physical Targets*					Physical Accomplishments										PHYSICAL VARIANCE (as of 4th Quarter CY 2017)		
		1st Quarter	2nd Quarter	3rd Quarter	4th Quarter	Total 7=(3+4+5+6)	1st Quarter	%	2nd Quarter	%	3rd Quarter	%	4th Quarter	%	Total (16)=(8)+(10)+(12)+(14)	% (17)=(16)/ (7)*100	Variance = (Accomp) - (Target) (18)= (16)-(7)	Justifications/Valid reason for the delay in the achievement of Targets (Variance)	Actions Taken/ Proposed Solution
1	2	3	4	5	6	7	8	9	10	11	12	13	14	15	16	17	18	19	20
- Issuance of MMPIC		454,665	454,665	454,665	454,665	1,818,660	413,301		774,218		604,107		642,291		2,433,917	134%	615,257	unreported for Q1: 322,568 Q2: 451,650	
- Issuance of COMI		15,000	15,000	15,000	15,000	60,000	82,190		83,950		1,800		660		168,600	281%	108,600	Based on actual issuances/per sheet released & utilized by Regional Offices	
- Issuance of OMIC		111	112	112	112	447	100		94				0		196	44%	-251		
- Issuance of VQMI		713	714	714	714	2,855	632		5,030		7,324		111		20,094	704%	17,244	Actual no. of VQMI issued online (eVQMI)	
1. Accreditation of Meat Establishment		15	134	89	59	297	9		193		107		69		378	127%	81		
a. Accreditation of Meat Establishment / Importers/ Exporters/ Foreign Meat Establishment																			
- Evaluation and accreditation of meat importers		9	19	20	18	66	12		79		63		49		203	309%	17	Based on the no. of evaluated & accredited meat importers & exporters during Q4	
- Evaluation and accreditation of meat exporters		1	3	0	3	7	0		0		0		0		0	0%	-7	No exporters due to Avian Influenza Outbreak	
- Evaluation and accreditation of foreign meat establishment		1	3	3	2	9	15		0		0		2		17	189%	8	DA-Inspection Missions (DAIM): India-Nov.20-Dec. 4, 2017 Brazil-	
b. Accreditation of Meat Establishment		15	134	89	59	297	9		193		107		69		378	127%	81		

ATTACHMENT 1: BAR NO. 1
QUARTERLY PHYSICAL REPORT OF OPERATION
As of October to December 2017

Department
Agency Unit
Operating Unit
Organization Code (UACS)

AGRICULTURE
NATIONAL MEAT INSPECTION SERVICE
05 009 00 00000

Current Year Appropriations
Supplemental Appropriations
Continuing Appropriations
Off-Budget Account

Particulars	UACS CODE	Physical Targets*					Physical Accomplishments										PHYSICAL VARIANCE (as of 4th Quarter CY 2017)		
		1st Quarter	2nd Quarter	3rd Quarter	4th Quarter	Total 7=(3+4+5+6)	1st Quarter	%	2nd Quarter	%	3rd Quarter	%	4th Quarter	%	Total (16)=(8)+(10)+(12)+(14)	% (17)=(16)/ (7)*100	Variance - (Accomp) - (Target) (18) = (16) - (7)	Justifications/Valid reason for the delay in the achievement of Targets (Variance)	Actions Taken/ Proposed Solution
		3	4	5	6	7	8	9	10	11	12	13	14	15	16	17	18	19	20
1.3 Registration Services																			
a. Infrastructure Fabricators and Contractors and Suppliers		7	6	7	5	25	12		8		2		23		45	180%	20	Based on no. of infrastructure, fabricator, contractor and suppliers that expired and renewed for the Q4	
b. Locally Registered Meat Establishment		886	0	0	0	886	1,136		0		0		0		1,136	128%	250	Registration of LRMES is done during 1st Q1 for the whole year	
c. Meat inspectors		388	311	311	369	1,554	791		311		0		0		1,102	71%	-452	Based on the no. of registered & trained Meat Inspectors for Q4	
d. Meat delivery van		500	875	75	875	1,500	1,613		798		1,211		990		4,564	300%	1,064	Based on the actual issuances of MTV stickers released by Region 3 Offices	
2 Percent of compliance to the provision of the regulatory documents		100%	100%	100%	100%	100%	462%		77%		112%		641%		829%	829%	7	648,077/648,077 are compliant to the provisions of regulatory documents	
3 Percent of application for permits, licenses, certificates, accreditations and SPS processed within 1 day		100%	100%	100%	100%	100%	100%		100%		100%		1		100%	100%	0	648,077/648,077 permits, licenses, certificates and SPS processed within 1 day	

ATTACHMENT 1: BAR NO. 1
 QUARTERLY PHYSICAL REPORT OF OPERATION
 As of October to December 2017

Department : AGRICULTURE
 Agency Unit : NATIONAL MEAT INSPECTION SERVICE
 Operating Unit :
 Organization Code (UACS) : 05 009 00 00000

☐ Current Year Appropriations
☐ Supplemental Appropriations
☐ Continuing Appropriations
☐ Off-Budget Account

Particulars	UACS CODE	Physical Targets*					Physical Accomplishments										PHYSICAL VARIANCE (as of 4th Quarter CY 2017)		
		1st Quarter	2nd Quarter	3rd Quarter	4th Quarter	Total 7=(3+4+5+6)	1st Quarter	%	2nd Quarter	%	3rd Quarter	%	4th Quarter	%	Total (16)=(8)+(10)+(12)+(14)	% (17)=(16)/ (7)*100	Variance = (Accomp) - (Target) (18)= (16)-(7)	Justifications/Valid reason for the delay in the achievement of Targets (Variance)	Actions Taken/ Proposed Solution
		3	4	5	6	7	8	9	10	11	12	13	14	15	16	17	18	19	20
P2. Monitoring																			
1 Number of agriculture facilities monitored and /or inspected with reports																			
a. Accreditation of Meat Establishment		15	134	89	59	297	9		193		107		69		378	127%	81		
2 Number of agriculture products monitored and /or inspected with reports																			
a. HACCP certified products		18	44	13	13	88	14		51		56		41		162	184%	74		
3 Percent of permit/license holders of accredited meat establishments with 2 or more violations over last three years		0-2%	0-2%	0-2%	0-2%	0-2%	0%		0%		0%		0		0%			No violations from 2014-2017	
4 Percent of submitted reports that resulted in the issuance of notice of violations		0-2%	0-2%	0-2%	0-2%	0-2%	0%		0%		0%		0		0%			No violations from Oct-Dec 2017	
5 Percent of accredited meat establishments and HACCP-certified products that have been inspected at least once a year		100%	100%	100%	100%	100%	100%		100%		100%		1		100%	100%	0	69/69 registered agricultural sites and products were inspected from Oct-Dec 2017 (MIES, HACCP Certified Mes & HACCP Certified Products)	

ATTACHMENT 1: BAR NO. 1
QUARTERLY PHYSICAL REPORT OF OPERATION
As of October to December 2017

Department : AGRICULTURE
Agency Unit : NATIONAL MEAT INSPECTION SERVICE
Operating Unit :
Organization Code (UACS) : 05 009 00 00000

☐ Current Year Appropriations
☐ Supplemental Appropriations
☐ Continuing Appropriations
☐ Off-Budget Account

Particulars	UACS CODE	Physical Targets*					Physical Accomplishments										PHYSICAL VARIANCE (as of 4th Quarter CY 2017)		
		1st Quarter	2nd Quarter	3rd Quarter	4th Quarter	Total 7=(3+4+5+6)	1st Quarter	%	2nd Quarter	%	3rd Quarter	%	4th Quarter	%	Total (16)=(8)+(10)+(12)+(14)	% (17)=(16)/ (7)*100	Variance = (Accomp) - (Target) (18)= (16)-(7)	Justifications/Valid reason for the delay in the achievement of Targets (Variance)	Actions Taken/ Proposed Solution
1	2	3	4	5	6	7	8	9	10	11	12	13	14	15	16	17	18	19	20
P3. Enforcement																			
1 Number of enforcement actions undertaken																			
a. Post-Meat Establishment Control and Surveillance																			
- surveillance and strike operation conducted		2	4	4	40	50	58		20		116		78		272	544%	222	Based on the no. of surveillance: <u>66</u> & strike operations: <u>12</u> conducted in NCR & Regions for Q4	
2 Percent of submitted report that resulted in the issuance of notice of violations and penalties imposed		0-2%	0-2%	0-2%	0-2%	0-2%	0%		0%		0%		0%		0%	0%		78 task force operations conducted and with no violations for Q4	
3 Percent of detected and reported violations that are resolved or referred for prosecution as prescribe by law		100%	100%	100%	100%	100%	100%		100%		100%		100%		100%	100%	0	No Violations detected from the 97 Meat Establishment issued w/ LTC during Q4	
Deputation Services																			
a. LGU-deputized assigned in accredited MFs given incentives				250		250	210		20		0		0		230	92%	-20	Deputized-LGU for Q4 MCO: 0; MI: 0	
Meat Inspection Service Development Program																			
a. Development of Organizational Policies, Plans, and Procedures																			
1. Promoting Cooperation in Crafting and Implementing, Monitoring and Assessing the Impact of meat Control Legislation																			
- formulation of meat standards		0	0	0	1	1	0		0		0		0		0	0%	-1		
- ISO 9001:2015 certification		0	0	0	1	1	0		0				1		1	100%	0	Pronounced by DAP as Certifiable as of Oct 2017	
- accreditation of third party laboratory		0	0	0	1	1	0		0		0		1		1	100%	0	Final Draft for Public Consultation	
- Orientation on ISO certification		1	0	0	0	1	1		0		0		0		1	100%	0	Conducted by DAP on March 27-30, 2017	

ATTACHMENT 1: BAR NO. 1
QUARTERLY PHYSICAL REPORT OF OPERATION
As of October to December 2017

Department
Agency Unit
Operating Unit
Organization Code (UACS)

: AGRICULTURE
: NATIONAL MEAT INSPECTION SERVICE
:
: 05 009 00 00000

☐ Current Year Appropriations
☐ Supplemental Appropriations
☐ Continuing Appropriations
☐ Off-Budget Account

Particulars	UACS CODE	Physical Targets*					Physical Accomplishments										PHYSICAL VARIANCE (as of 4th Quarter CY 2017)		
		1st Quarter	2nd Quarter	3rd Quarter	4th Quarter	Total 7=(3+4+5+6)	1st Quarter	%	2nd Quarter	%	3rd Quarter	%	4th Quarter	%	Total (16)=(8)+(10)+(12)+(14)	% (17)=(16)/(7)*100	Variance = (Accomp) - (Target) (18)= (16)-(7)	Justifications/Valid reason for the delay in the achievement of Targets (Variance)	Actions Taken/ Proposed Solution
1	2	3	4	5	6	7	8	9	10	11	12	13	14	15	16	17	18	19	20
b. Promoting Meat Control Laboratories																			
- strengthening of satellite meat lab		0	3	0	3	6	0		0		0		1		1	17%	-5	Q4: Construction of RTOC Laboratory Bldg	
- pathogen monitoring		978	980	978	979	3,915	437		503		2,810		513		8,785	224%	4,870	Increase in the no. of analysis performed due to regional inspection of meat for Brazil importation	
- National Veterinary Drug Residues Control monitoring		1,725	1,726	1,725	1,725	6,901	1,726		597		1,006		653		3,982	58%	-2,919	Based on the number of analysis performed for Microbial Inhibition Test for Q4	
- Meat Species Identification		0	0	0	1	1	1		3		3		3		10	1000%	9	Q1: Dog Meat Trading Q2-Q4: Chicken, Swine, Cattle DNA	
- Meat parasites monitoring		45	45	45	45	180	30		30		24		41		125	69%	-55	Based on the number of analysis performed during Q4	
- Antimicrobial Resistance		0	1	0	1	2	0		0		0		0		0	0%	-2	-No samples collected -No target was set by the inter agency committee of AMR	
- Generator Set		0	0	2	2	4	0		0		0		0		0	0%	-4		
c. Training and training-related events conducted																			
Strengthening and Enhancing of Capability																			
- Meat Establishment Monitoring		20	20	20	20	80	21		11		0		31		63	79%	-17	Based on the no. of Meat Establishments monitored for Q4 SLH: 12 PDP: 19	

ATTACHMENT 1: BAR NO. 1
 QUARTERLY PHYSICAL REPORT OF OPERATION
 As of October to December 2017

Department : AGRICULTURE
 Agency Unit : NATIONAL MEAT INSPECTION SERVICE
 Operating Unit :
 Organization Code (UACS) : 05 009 00 00000

Current Year Appropriations
 Supplemental Appropriations
 Continuing Appropriations
 Off-Budget Account

Particulars	UACS CODE	Physical Targets*					Physical Accomplishments										PHYSICAL VARIANCE (as of 4th Quarter CY 2017)		
		1st Quarter	2nd Quarter	3rd Quarter	4th Quarter	Total 7=(3+4+5+6)	1st Quarter	%	2nd Quarter	%	3rd Quarter	%	4th Quarter	%	Total (16)=(8)+(10)+(12)+(14)	% (17)=(16)/ (7)*100	Variance = (Accomp) - (Target) (18)= (16)-(7)	Justifications/Valid reason for the delay in the achievement of Targets (Variance)	Actions Taken/ Proposed Solution
1	2	3	4	5	6	7	8	9	10	11	12	13	14	15	16	17	18	19	20
- Food Animal Welfare Campaign		0	1	0	1	2	0		1		0		0		1	50%	-1	Conduct of Mid-year Planning & Review of Food Animal Welfare Program Strategic Plan Implementation dated June 21-23, 2017	
- Basic Meat Inspection Training Course (BMITC)					18	18	1		9		5		1		16	89%	-2	-RTOC I-Feb. 27-March 24 RTOC II:Apr25-May 9 RTOC III:Apr7-May12 RTOC IV-A:June27-July21 RTOC IV-B:May 30-June22 RTOC VII:Apr19-May17 RTOC VIII:May2-25 RTOC IX:May23-June14 RTOC XI:May8-June2 CARAGA:May8-June2 RTOC VI:July10-Aug4 RTOC X:Jul17-Aug11 RTOC XII:Jul17-Aug11 RTOC CAR:Jul17-Aug11 NCR:Sept4-29 RTOC V:Sept25-Oct2017 -Conduct of BMITC is done once a year per region.	
d. GAD																			
- Conduct of Consultation Meetings & Trainings of Sr Citizen men & women with disabilities		0	0	0	1	1	0		0		0		0		0	0%	-1		
- Orientation on the creation of Women's Desk at the CO & RTOCs					18	18	0		0		0		0		0	0%	-18	one (1) help desk for 17 regions one (1) at C.O.	
- Conduct of Values Affirmation Seminars for all NMIS Employees		0	0	0	1	1	0		3		0		0		4	40%	3	-Public Accountability & Values Enhancement Seminar: March 15-16, 2017; April 26-27, 2017 -Values Retrospection Program: March 23-24, 2017	
- Training Workshop A226 Nat'l GAD Planning & Budget Workshop		0	0	1	0	1	0		0		0		0		0	0%	-1		
- Participation to GAD Nat'l Events (women's month, etc.)		0	0	1	0	1	0		0		0		0		0	0%	-1		
- Seminar on GMMS Updates & other related GAD events		0	0	0	1	1	0		0		0		0		0	0%	-1		
- Creation of GAD corner at the NMIS website		0	0	1	0	1	0		0		0		0		0	0%	-1		

ATTACHMENT 1: BAR NO. 1
QUARTERLY PHYSICAL REPORT OF OPERATION
As of October to December 2017

Department
Agency Unit
Operating Unit
Organization Code (UACS)

AGRICULTURE
NATIONAL MEAT INSPECTION SERVICE
05 009 00 00000

Current Year Appropriations
Supplemental Appropriations
Continuing Appropriations
Off-Budget Account

Particulars	UACS CODE	Physical Targets*					Physical Accomplishments										PHYSICAL VARIANCE (as of 4th Quarter CY 2017)		
		1st Quarter	2nd Quarter	3rd Quarter	4th Quarter	Total 7=(3+4+5+6)	1st Quarter	%	2nd Quarter	%	3rd Quarter	%	4th Quarter	%	Total (16)=(8)+(10)+(12)+(14)	% (17)=(16)/ (7)*100	Variance = (Accomp) - (Target) (18)= (16)-(7)	Justifications/Valid reason for the delay in the achievement of Targets (Variance)	Actions Taken/ Proposed Solution
1		3	4	5	6	7	8	9	10	11	12	13	14	15	16	17	18	19	20
- Training on various laws; Anti-Sexual Harassment Act, STD, HIV, AIDS prevention & control		0	0	1	0	1	0		0		0		0		0	0%	-1		
- Documentation of NMIS Training Program to be subjected to the Harmonized GAD Guidelines		0	0	0	1	1	0		0		0		0		0	0%	-1		
e. IEC/training materials disseminated:																			
- Print		3,750	3,750	3,750	3,750	15,000	1,632		10,942		9,427		54,370		76,371	509%	61,371	Based on the no. of printed IEC/training materials disseminated	
- Audio/visual		0	0	0	1	1	0		0		0		1		1	100%	0		
- Other info-advocacy materials (specify)- Mass Media		5	0	6	8	24	0		0		0		0		0	0%	-24		
g. Meat Safety Consciousness Work (MSCW)																			
- Promotional Activities		0	0	0	18	18	0		0		0		18		18	100%	0	Promotional activities for MSCW is conducted every October for the celebration of MSCW	
h. Monitoring and Evaluation															0				
- Consultation and Workshop		1	1	1	1	4	2		1		0		1		4	100%	0	Q3 Special Mancom is scheduled on Oct. 19, 2017 Q4 ManCom conducted last Nov. 21-24, 2017	
- Performance e-reporting System		0	1	0	0	1	0		0		1		0		1	100%	0	PERS is already operationalized starting July 2017	
Meat Establishment Improvement Program																			
a. improvement of LGU ME (MEIP)		0	21	0	0	21			0		0		10		10	48%	-11	Funds have just been released last Nov 2017 MEIP: Out of six (6) LGUs recipients, only one (1) have successful bidding SSMEP: Out of fourteen (14) LGUs, only nine (9) have successful biddings	
- Revision of MEIP Guidelines/MOA																			
MITHI Program																			
a. ICT Equipment and Software																			
- Laptops		0	0	0	5	5	0		0		0		8		8	160%	3	Actual purchased during Q4	


ATTACHMENT 1: BAR NO. 1
 QUARTERLY PHYSICAL REPORT OF OPERATION
 As of October to December 2017

Department : AGRICULTURE
 Agency Unit : NATIONAL MEAT INSPECTION SERVICE
 Operating Unit :
 Organization Code (UACS) : 05 009 00 00000


☐ Current Year Appropriations
☐ Supplemental Appropriations
☐ Continuing Appropriations
☐ Off-Budget Account

Particulars	UACS CODE	Physical Targets*					Physical Accomplishments										PHYSICAL VARIANCE (as of 4th Quarter CY 2017)		
		1st Quarter	2nd Quarter	3rd Quarter	4th Quarter	Total 7=(3+4+5+6)	1st Quarter	%	2nd Quarter	%	3rd Quarter	%	4th Quarter	%	Total (16)=(8)+(10)+(12)+(14)	% (17)=(16)/(7)*100	Variance = (Accomp) - (Target) (18)= (16)-(7)	Justifications/Valid reason for the delay in the achievement of Targets (Variance)	Actions Taken/ Proposed Solution
1	2	3	4	5	6	7	8	9	10	11	12	13	14	15	16	17	18	19	20
- Software & Liscences		0	0	0	5	5	0		0		0		5		5	100%	0	Actual purchased during Q4	
- Operating System		0	0	0	5	5	0		0		0		5		5	100%	0		
b. Systems Development		0	0	0	5	5	0		0		0		5		5	100%	0		
New Programs and Activities															0				
a. Construction of RTOC Administration Buildings (RTOC X and XII)		0	0	2	0	2	0		0		0		?		2	100%	0	Schedule of Bids: RTOC X-on-going Pre-bid: 09/28/17 Opening: 10/12/17 RTOC XII-on-going Pre-bid: 09/01/17 Opening: 10/05/17	
b. Construction of RTOC I Laboratory Building		0	1	0	0	1	0		0		1		0		1	100%	0	construction completed	
c. Site Development (RTOC II & RTOC IV-A)		0	0	2	0	2	0		0		1				?	100%	0	RTOC II: construction completed RTOC IV-A: constructi completed	
e. Disease Surveillance in Meat Inspection		0	0	0	1	1	0		0		0		1		1	100%	0		
f. Motor vehicle re-fleeting program		17				17	0		0		10		0		10	59%	-7	This is based on the DBM's approved authority to purchase	
g. Procurement of Motorcycle		18				18	0		0		17		0		17	94%	-1		

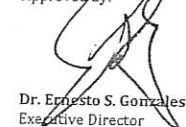
Prepared by:


 Ms. Maria Kristina D. Aguilar
 Planning Officer I

In coordination with:


 Dr. Eastern F. Oblena
 Chief, Planning & Information Management Division

Approved by:


 Dr. Ernesto S. Gonzales
 Executive Director