

QUARTERLY PHYSICAL REPORT OF OPERATION

As of March 31, 2023

Department : Department of Agriculture (DA)
 Agency : National Meat Inspection Service
 Operating Unit : < not applicable >
 Organization Code (UACS) : 05 009 0000000

Particulars	UACS CODE	Physical Target (Budget Year)					Physical Accomplishment (Budget Year)					Variance as of 03/31/2023	Remarks
		1st Quarter	2nd Quarter	3rd Quarter	4th Quarter	Total	1st Quarter	2nd Quarter	3rd Quarter	4th Quarter	Total		
1	2	3	4	5	6	7	8	9	10	11	12	13	14
MEAT REGULATORY PROGRAM	310100000000000												
OO : Meat Safety and Quality Assured													
Outcome Indicator													
1. Percentage of existing meat establishments and transport vehicles conforming to national and international standards for handling safe and quality meat													
a. Meat Establishments		22%	23%	23%	22%	90% (683/759)	81.7%				81.7%	-8.31%	Licensed 620 Meat Establishments (MEs)
b. Transport Vehicles		22%	23%	23%	22%	90% (3,150/3,500)	51.7%				51.7%	-38.34%	Registered 1,808 Meat Transport Vehicles (MTVs)
Output Indicators													
1. Percentage increase in number of meat establishments and transport vehicles monitored and/or inspected with reports issued													
a. Meat Establishments		6%	7%	7%	6%	26% (605)	8.1%				8.1%	-17.88%	Fifteen (15) new licensed MEs
b. Transport Vehicles		4%	4%	4%	3%	15% (4,680)	-55.6%				-55.6%	-70.58%	Registered 1,808 Meat Transport Vehicles (MTVs)
2. Number of Hazard Analysis and Critical Control Point (HACCP) certified meat establishments monitored and/or inspected with reports issued		35	35	35	35	140	8				8	-132	Eight (8) MEs are HACCP registered
3. Percentage of certificates and licenses issued within the prescribed period		100%	100%	100%	100%	100%	100%				100%	0	Certificates and licenses were issued within the prescribed period
4. Percentage of exporter and importer meat establishments registered and licensed within the prescribed period from the date of application		100%	100%	100%	100%	100%	100%				100%	0	Exporter and importer were registered and licensed within the prescribed period from the date of application
LOCAL MEAT ESTABLISHMENT ASSISTANCE PROGRAM	320100000000000												
OO : Meat Industry Sector Developed													
Outcome Indicators													
1. Percentage increase in the number of beneficiary LGU meat facilities that are compliant to national standards and are properly operated and maintained		20%	20%	20%	20%	80% (38/48)	31.3%				31.3%	-48.75%	15 LGU beneficiaries are compliant to national standards (licensed "AA" SLH) and are properly operated and maintained
2. Percentage of highly urbanized LGUs capable of performing meat inspection services		0	0	0	0	0	0				0	0	


QUARTERLY PHYSICAL REPORT OF OPERATION

As of March 31, 2023

Department : Department of Agriculture (DA)
 Agency : National Meat Inspection Service
 Operating Unit : < not applicable >
 Organization Code (UACS) : 05 009 0000000


Particulars	UACS CODE	Physical Target (Budget Year)					Physical Accomplishment (Budget Year)					Variance as of 03/31/2023	Remarks
		1st Quarter	2nd Quarter	3rd Quarter	4th Quarter	Total	1st Quarter	2nd Quarter	3rd Quarter	4th Quarter	Total		
1	2	3	4	5	6	7	8	9	10	11	12	13	14
Output Indicator													
1. Number of LGU Meat Inspectors trained to perform meat inspection service		0	150	150	150	400	39				39	-411	39 LGU Meat Inspector Officers were trained to perform meat inspection service. Erratum: The total of physical target is 450

Prepared By:




JANMILYN S. VILLAFLOR
 Planning Officer I
 Date: 11-Apr-23

In coordination with:



Dr. Easter F. Oblena
 Chief, Planning Division
 Date: 11-Apr-23

Approved By:



Dr. Clarita M. Sangcal
 Executive Director
 Date: 11-Apr-23

QUARTERLY PHYSICAL REPORT OF OPERATION

As of June 30, 2023

Department : Department of Agriculture (DA)
 Agency/Entity : National Meat Inspection Service
 Operating Unit : < not applicable >
 Organization Code (UACS) : 05 009 0000000

Particulars	UACS CODE	Physical Target (Budget Year)					Physical Accomplishment (Budget Year)					Variance as of June 30, 2023	Remarks
		1st Quarter	2nd Quarter	3rd Quarter	4th Quarter	Total	1st Quarter	2nd Quarter	3rd Quarter	4th Quarter	Total		
1	2	3	4	5	6	7	8	9	10	11	12	13	14
1. Number of LGU Meat Inspectors trained to perform meat inspection service		0	150	150	150	400	39	157			157	-243	157 LGU Meat Inspector Officers were trained to perform meat inspection service (RTOCs NCR CAR 3.5.8.9.11.12)

Prepared By:

KRIS JAMES MORADA
Planning Officer I

Date: 27-Jul-23

In coordination with:

For: Dr. Jonathan V. Sabiniano
Chief, Planning Division

Date: 27-Jul-23

JANNILYN S. VILLAFLOR
Planning Officer I

Approved By:

Dr. Clemente M. Sangcal
Executive Director

Date: 27-Jul-23

Department : Department of Agriculture (DA)
 Agency/Entity : National Meat Inspection Service
 Operating Unit : < not applicable >
 Organization Code (UACS) : 05 009 0000000

[illegible]

QUARTERLY PHYSICAL REPORT OF OPERATION
As of September 30, 2023

Department : Department of Agriculture (DA)
 Agency/Entity : National Meat Inspection Service
 Operating Unit : < not applicable >
 Organization Code (UACS) : 05 009 0000000

Particulars	UACS CODE	Physical Target (Budget Year)					Physical Accomplishment (Budget Year)					Variance as of September 30, 2023	Remarks
		1st Quarter	2nd Quarter	3rd Quarter	4th Quarter	Total	1st Quarter	2nd Quarter	3rd Quarter	4th Quarter	Total		
1	2	3	4	5	6	7	8	9	10	11	12	13	14
1. Number of LGU Meat Inspectors trained to perform meat inspection service		0	150	150	150	400	39	157	360		360	-40	360 LGU Meat Inspector Officers were trained to perform meat inspection service

Prepared By:


 Kris Jan D. Morada
 Planning Officer I

Date: 24-Oct-23

In coordination with:


 Dr. Jonathan V. Sebastian
 Chief, Planning Division

Date: 24-Oct-23

Approved By:


 Dr. Clarita M. Sangon
 Executive Director

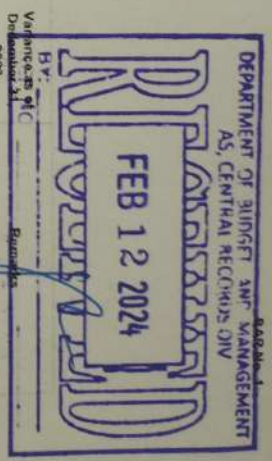
Date: 24-Oct-23

Scanned copy

QUARTERLY PHYSICAL REPORT OF OPERATION
As of December 31, 2023

Department : Department of Agriculture (DA)
Agency/Entity : National Meat Inspection Service
Operating Unit : < not applicable >
Organization Code (UACS) : 05 009 0000000

Particulars	UACS CODE	Physical Target (Budget Year)						Physical Accomplishment (Budget Year)						Remarks
		1st Quarter	2nd Quarter	3rd Quarter	4th Quarter	Total	1st Quarter	2nd Quarter	3rd Quarter	4th Quarter	Total			
1	2	3	4	5	6	7	8	9	10	11	12	13	14	
MEAT REGULATORY PROGRAM	31510000000000													
OO : Meat Safety and Quality Assured														
Outcome Indicator														
1. Percentage of existing meat establishments and transport vehicles conforming to national and international standards for handling safe and quality meat														
a. Meat Establishments		22%	23%	23%	22%	90% (863/159)	81.7%	83%	84.2%	80.2%	88.2%	-5.81%	Licensed 669 Meat Establishments (MEs)	
b. Transport Vehicles		22%	23%	23%	22%	90% (3,150/3,500)	81.7%	130.9%	198.1%	208%	289%	106.11%	Registered 10,082 Meat Transport Vehicles (MTVs)	
Output Indicators														
1. Percentage increase in number of meat establishments and transport vehicles monitored and/or inspected with reports issued														
a. Meat Establishments		6%	7%	7%	6%	26% (608)	8.1%	19.5%	22.8%	14.53%	14.53%	-3.25%	Twenty-Sixteen (27) new Licensed MEs	
b. Transport Vehicles		4%	4%	4%	3%	15% (4,600)	-55.6%	12.6%	66.6%	172.8%	172.8%	157.8%	Registered 3,450 Meat Transport Vehicles (MTVs)	
2. Number of Hazard Analysis and Critical Control Point (HACCP) certified meat establishments monitored and/or inspected with reports issued		35	35	35	35	140	245	310	229	246	246	108	Two Hundred Forty-Eight (248) are HACCP certified	
3. Percentage of certificates and licenses issued within the prescribed period		100%	100%	100%	100%	100%	100%	100%	100%	100	100%	0	Certificates and licenses were issued within the prescribed period	
4. Percentage of exporter and importer meat establishments registered and licensed within the prescribed period from the date of application		100%	100%	100%	100%	100%	100%	100%	100%	100	100%	0	Exporter and importer were registered and licensed within the prescribed period from the date of application	
LOCAL MEAT ESTABLISHMENT ASSISTANCE PROGRAM														
OO : Meat Industry Sector Developed	32010000000000													
Outcome Indicators														
1. Percentage increase in the number of beneficiary LGU meat facilities that are compliant to national standards and are properly operated and maintained		20%	20%	20%	20%	80% (304/40)	31.3%	33.3%	37.5%	56.25%	56.25%	-23.75%	27 LGU participating are compliant to national standards (Licensed "A++" ME) and are properly operated and maintained	
2. Percentage of highly urbanized LGUs capable of performing meat inspection services		0	0	0	0	0	0	0	0	0	0	0		
Output Indicator														
1. Number of LGU Meat Inspectors trained to perform meat inspection service		0	150	150	150	400	39	157	360	432	432	0	432 LGU Meat Inspector Officers were trained to perform meat inspection service	



Prepared By:
KRIS JAND MORADA
Planning Officer I
Date: January 11, 2024 02:18 PM

In coordination with:

JAY R VILLAFLO
Planning Officer I
Date: January 11, 2024 02:18 PM

Approved By:
DR. CLARITA M. SANOC
Agency Head/Executive Director
Date: January 11, 2024 02:35 PM