

QUARTERLY PHYSICAL REPORT OF OPERATION
As of December 31, 2024


Department : Department of Agriculture (DA)
Agency/Entity : National Meat Inspection Service
Operating Unit : < not applicable >
Organization Code (UACS) : 05 009 0000000


| Particulars | UACS CODE | Physical Target (Budget Year) | | | | | Physical Accomplishment (Budget Year) | | | | | Variance as of December 31, 2024 | Remarks |
|--|-------------------------|-------------------------------|-------------|-------------|-------------|-------------|---------------------------------------|-------------|-------------|-------------|--------|----------------------------------|--|
| | | 1st Quarter | 2nd Quarter | 3rd Quarter | 4th Quarter | Total | 1st Quarter | 2nd Quarter | 3rd Quarter | 4th Quarter | Total | | |
| 1 | 2 | 3 | 4 | 5 | 6 | 7 | 8 | 9 | 10 | 11 | 12 | 13 | 14 |
| MEAT REGULATORY PROGRAM | 3101000000000000 | | | | | | | | | | | | |
| OO : Meat Safety and Quality Assured | | | | | | | | | | | | | |
| Outcome Indicator(s) | | | | | | | | | | | | | |
| 1. Percentage of existing meat establishments and transport vehicles conforming to national and international standards for handling safe and quality meat | | | | | | | | | | | | | |
| a. Meat Establishments | | 80% | 83.3% | 86.7% | 90% | 90% (483) | 126% | 128% | 133% | 136% | 136% | 46% | Licensed 731 Meat Establishments (MEs) |
| b. Transport Vehicles | | 80% | 83.3% | 86.7% | 90% | 90% (7,905) | 85% | 141% | 150% | 182% | 182% | 92% | Registered 15,967 Meat Transport Vehicles (MTVs) |
| Output Indicator(s) | | | | | | | | | | | | | |
| 1. Percentage increase in number of meat establishments and transport vehicles monitored and/or inspected with reports issued | | | | | | | | | | | | | |
| a. Meat Establishments | | 5% | 7% | 9% | 10% | 10% | 2% | 5% | 8.60% | 12.40% | 12.40% | 2.40% | Seventy-five (75) new licensed MEs |
| b. Transport Vehicles | | 5% | 7% | 9% | 10% | 10% | 7.1% | 8.8% | 15.49% | 13.13% | 13.13% | 3.13% | Registered 1,153 Meat Transport Vehicles (MTVs) |
| 2. Number of Hazard Analysis and Critical Control Point (HACCP) certified meat establishments monitored and/or inspected with reports issued | | 80 | 93 | 107 | 120 | 120 | 120 | 303 | 317 | 320 | 320 | 200 | Three Hundred Twenty (320) MEs are HACCP certified |
| 3. Percentage of certificates and licenses issued within the prescribed period | | 100% | 100% | 100% | 100% | 100% | 100% | 100% | 100% | 100% | 100% | 0% | Certificates and licenses were issued within the prescribed period |
| 4. Percentage of exporter and importer meat establishments registered and licensed within the prescribed period from the date of application | | 100% | 100% | 100% | 100% | 100% | 100% | 100% | 100% | 100% | 100% | 0% | Exporter and importer were registered and licensed within the prescribed period from the date of application |
| LOCAL MEAT ESTABLISHMENT ASSISTANCE PROGRAM | 3201000000000000 | | | | | | | | | | | | |
| OO : Meat Industry Sector Developed | | | | | | | | | | | | | |
| Outcome Indicator(s) | | | | | | | | | | | | | |
| 1. Percentage increase in the number of beneficiary LGU meat facilities that are compliant to national standards and are properly operated and maintained | | 10% | 20% | 30% | 35% | 35% | 35.41% | 41.66% | 43.75% | 43.75% | 43.75% | 13.75% | 21 LGU beneficiaries are compliant to national standards (licensed "AA" ME) and are properly operated and maintained |

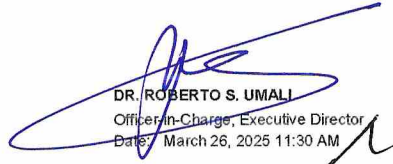
| | | | | | | | | | | | | | |
|---|--|---|---|---|-----|----------|----|----|----|-----|-----|------|---|
| 2. Percentage of highly urbanized LGUs capable of | | 0 | 0 | 0 | 30% | 30% (10) | 0% | 0% | 0% | 12% | 12% | -18% | The LMIS guideline is still on processing of ARTA. On the other hand, the NMIS recognized the following HUCs: -Butuan City -Cebu City -General Santos City -Muntinlupa City |
|---|--|---|---|---|-----|----------|----|----|----|-----|-----|------|---|

Department : Department of Agriculture (DA)
Agency/Entity : National Meat Inspection Service
Operating Unit : < not applicable >
Organization Code (UACS) : 05 009 0000000

| Particulars | UACS CODE | Physical Target (Budget Year) | | | | | Physical Accomplishment (Budget Year) | | | | | Variance as of December 31, 2024 | Remarks |
|---|-----------|-------------------------------|-------------|-------------|-------------|-------|---------------------------------------|-------------|-------------|-------------|-------|----------------------------------|---|
| | | 1st Quarter | 2nd Quarter | 3rd Quarter | 4th Quarter | Total | 1st Quarter | 2nd Quarter | 3rd Quarter | 4th Quarter | Total | | |
| 1 | 2 | 3 | 4 | 5 | 6 | 7 | 8 | 9 | 10 | 11 | 12 | 13 | 14 |
| performing meat inspection services | | | | | | | | | | | | | |
| Output Indicator(s) | | | | | | | | | | | | | |
| 1. Number of LGU Meat Inspectors trained to | | 20 | 170 | 320 | 0 | 320 | 16 | 186 | 358 | 399 | 399 | 79 | 399 LGU Meat Inspector Officers were trained to perform meat inspection service |
| perform meat inspection service | | | | | | | | | | | | | |

Prepared By:

MS. KRIS JAN D. MORADA
Planning Officer I
Date: March 26, 2025 11:30 AM

In coordination with:

DR. JONATHAN V. SABINIANO
Planning Officer V
Date: March 26, 2025 11:30 AM

Approved By:

DR. ROBERTO S. UMALI
Officer-in-Charge, Executive Director
Date: March 26, 2025 11:30 AM



Republic of the Philippines
DEPARTMENT OF AGRICULTURE
NATIONAL MEAT INSPECTION SERVICE
No.4 Visayas Avenue, Brgy. Vastira, Quezon City
Tel. No: 8-924-7980
www.nmis.gov.ph | nmis@nmis.gov.ph

March 25, 2025

MS. GEMMA G. ILAGAN

Acting Director
Budget and Management Bureau-E
4/F Boncodin Hall, Gen. Solano St.,
San Miguel, Manila

Dear Dir. Ilagan,

In response to the call from your Office last March 25, 2025, regarding the agency's performance as of December 2024, we are providing justification for the Output Indicator specifically on **the percentage increase in a number of meat establishments monitored and/or inspected with reports issued** on the Budget Accountability Report (BAR 1). While every effort was made to ensure the accuracy and quality of the document, the error occurred due to human oversight and formatting concerns.

Despite thorough proofreading, minor typographical mistakes can sometimes go unnoticed, particularly when working under tight deadlines. Rest assured that the overall integrity and accuracy of the report's results are unaffected by this inaccuracy. Additionally, we have reinforced our internal review process to prevent such errors in the future.


In addition, this is also to address the unmet target under the Local Meat Establishment Assistance Program specifically on the **percentage of highly urbanized LGUs capable of performing meat inspection service** due to the Anti Red Tape Authority requirement of Regulatory Impact Assessment (RIA) the proposed guideline is still under review and is currently subject for legal scrubbing at the Department of Agriculture (DA) Legal Office. There is also an ongoing application for exemption for Regulatory Impact Assessment.

We appreciate your understanding and assure you of our continued commitment to accuracy in all official correspondence. For your reference, kindly refer to the updated BAR 1 in the attachment.

For your information and guidance.

Thank you.

Very truly yours,


ROBERTO S. UMALI, DVM
Officer-in-Charge, Executive Director