

QUARTERLY PHYSICAL REPORT OF OPERATION
As of September 30, 2025

Department : Department of Agriculture (DA)
Agency/Entity : National Meat Inspection Service
Operating Unit : < not applicable >
Organization Code (UACS) : 05 009 0000000


Particulars	UACS CODE	Physical Target (Budget Year)					Physical Accomplishment (Budget Year)					Variance as of September 30, 2025	Remarks
		1st Quarter	2nd Quarter	3rd Quarter	4th Quarter	Total	1st Quarter	2nd Quarter	3rd Quarter	4th Quarter	Total		
1	2	3	4	5	6	7	8	9	10	11	12	13	14
MEAT REGULATORY PROGRAM	3101000000000000												
OO : Meat Safety and Quality Assured													
Outcome Indicator(s)													
1. Percentage of existing meat establishments and transport vehicles conforming to national and international standards for handling safe and quality meat													
a. Meat Establishments		85%	86.7%	88.4%	90%	90% (526/584)	134% (780)	127% (743)	130% (762)		130% (762)	41.6%	Licensed seven hundred sixty-two (762) Meat Establishments
b. Transport Vehicles		85%	86.7%	88.4%	90%	90% (8,577/9,530)	112% (11,047)	116% (11,240)	113% (11,113)		113% (11,113)	24.6%	Registered eleven thousand one hundred thirteen (11,113) Meat Transport Vehicles
Output Indicator(s)													
1. Percentage increase in number of meat establishments and transport vehicles monitored and/or inspected with reports issued													
a. Meat Establishments		2%	5%	8%	10%	10% (59)	4.5% (24)	8.4% (45)	14.9% (80)		14.9% (80)	9.9%	Licensed eighty (80) New Meat Establishments
b. Transport Vehicles		2%	5%	8%	10%	10% (95)	6.9% (912)	13.8% (1,814)	22.7% (2,987)		22.7% (2,987)	14.70%	Registered two thousand nine hundred eighty seven(2,987) New Meat Transport Vehicles
2. Number of Hazard Analysis and Critical Control Point (HACCP) certified meat establishments monitored and/or inspected with reports issued		100	120	140	160	160	104	128	134		134	-6	One hundred thirty four (134) Meat Establishments are HACCP Certified
3. Percentage of certificates and licenses issued within the prescribed period		100%	100%	100%	100%	100%	100%	100%	100%		100%	0	Certificates and licenses were issued within the prescribed period
4. Percentage of exporter and importer meat establishments registered and licensed within the prescribed period from the date of application		100%	100%	100%	100%	100%	100%	100%	100%		100%	0	Exporter and importer were registered and licensed within the prescribed period from the date of application


This report was generated using the Unified Reporting System; Status : SUBMITTED; Date Printed : October 23, 2025 10:19 AM; Date of initial submission : October 23, 2025 11:01 AM; Date of final submission : October 23, 2025 11:01 AM


LOCAL MEAT ESTABLISHMENT ASSISTANCE PROGRAM	3201000000000000												
OO : Meat Industry Sector Developed													
Outcome Indicator(s)													
1. Percentage increase in the number of beneficiary LGU		10%	18.4%	26.8%	35%	35% (23/63)	54.2% (26)	50% (24)	50% (24)		50% (24)	23.2%	Twenty-four (24) LGU beneficiaries are compliant to national standards and are properly operated and maintained
meat facilities that are compliant to national standards and are properly operated and maintained													
2. Percentage of highly urbanized LGUs capable of performing meat inspection services		0%	0%	0%	33%	33% (11/33)	18% (6)	18% (6)	18% (6)		18% (6)	18%	Existing recognized six (6) LGUs that are capable of performing meat inspection service

Department : Department of Agriculture (DA)
 Agency/Entity : National Meat Inspection Service
 Operating Unit : < not applicable >
 Organization Code (UACS) : 05 009 0000000

Particulars	UACS CODE	Physical Target (Budget Year)					Physical Accomplishment (Budget Year)					Variance as of September 30, 2025	Remarks
		1st Quarter	2nd Quarter	3rd Quarter	4th Quarter	Total	1st Quarter	2nd Quarter	3rd Quarter	4th Quarter	Total		
1	2	3	4	5	6	7	8	9	10	11	12	13	14
Output Indicator(s)													
1. Number of LGU Meat Inspectors trained to perform meat inspection service		0	0	160	160	320	0	113	304		304	144	Three hundred four (304) LGU MIs trained

Prepared By:

 MS. KRIS JAN D. MORADA
 PLO I
 Date: October 23, 2025

In coordination with:

 DR. JONATHAN V. SABINIANO
 PLO V
 Date: October 23, 2025

Approved By:

 DR. ROBERTO S. UMALI
 Officer-in-Charge, Executive Director
 Date: October 23, 2025